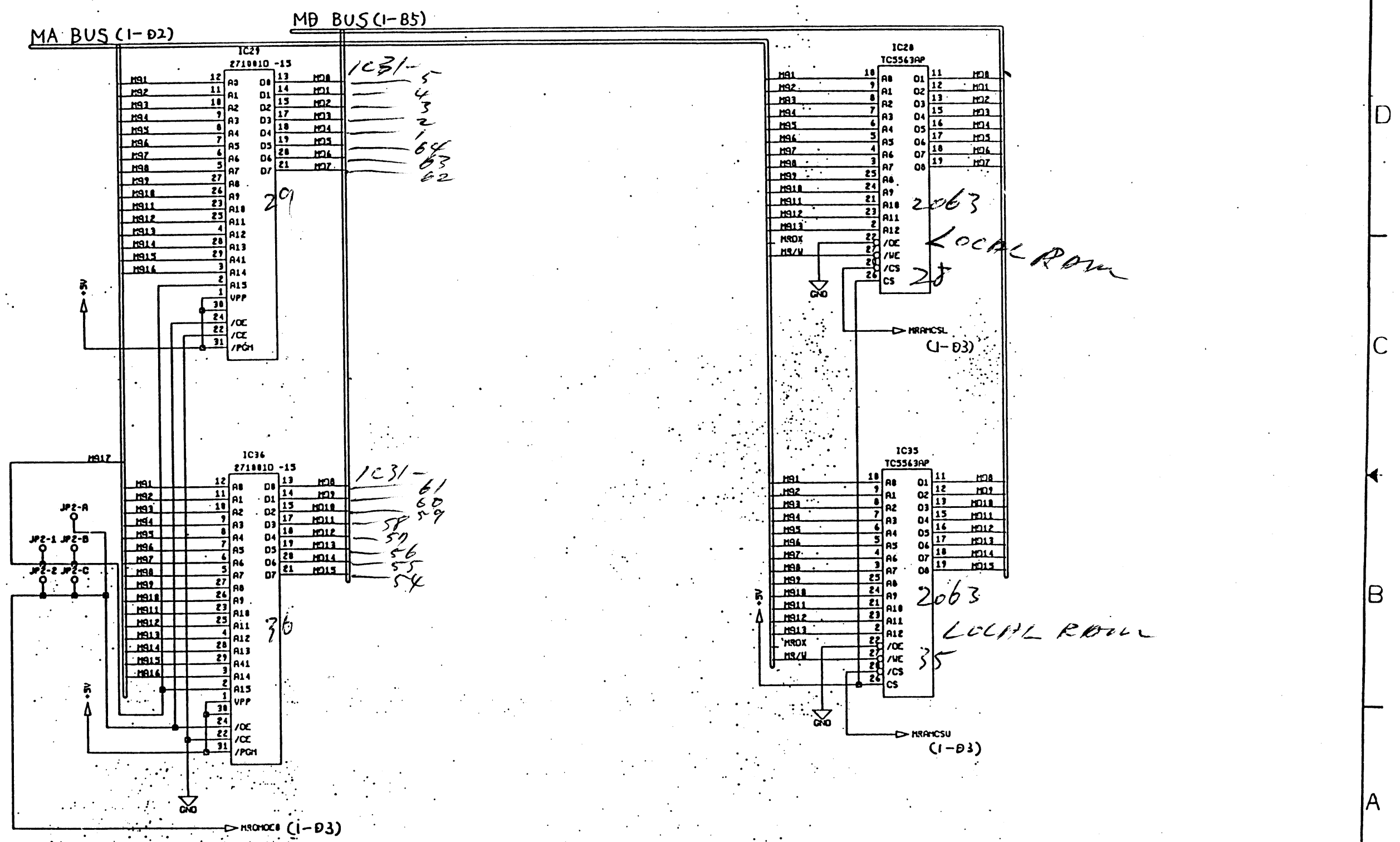
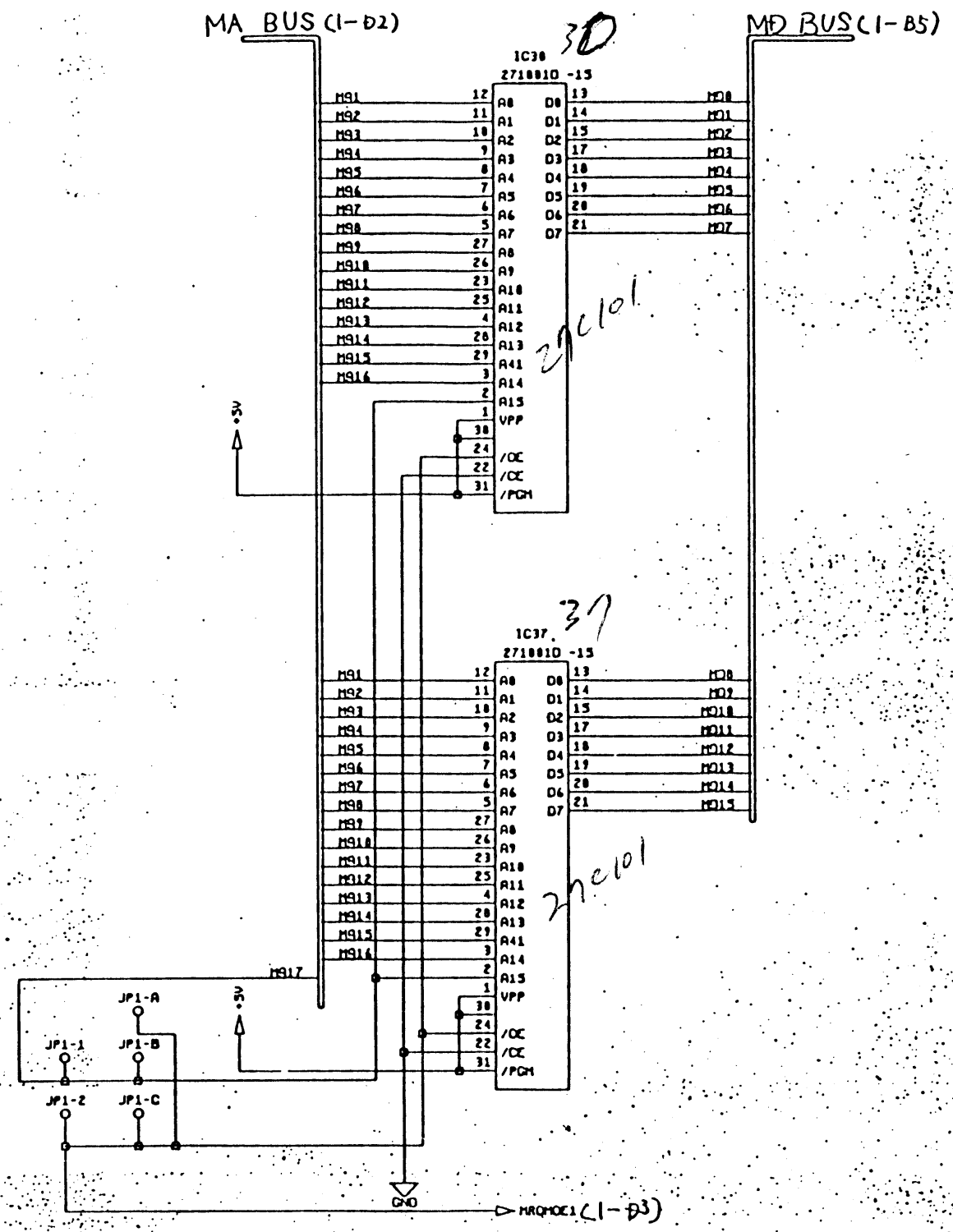


REVISIONS			
LTR	DESCRIPTION	DATE	APPROVED



THIRD ANGLE PROJECTION UNLESS OTHERWISE SPECIFIED DIMENSIONS ARE IN MILLIMETERS TOLERANCES DECIMAL ± DIMS ± ANGLES ± HORIZONTAL VERTICAL	DATE 18.11.88 DESIGN K. Morita CHECK APPROVED APPROVED	TAITO CORPORATION NAME CPU P.C. BOARD SCHEMATIC DIAGRAM SHEET NO. A3 CODE IDENT. NO. W5100290A SCALE RELEASE DATE 124-2
--	--	--

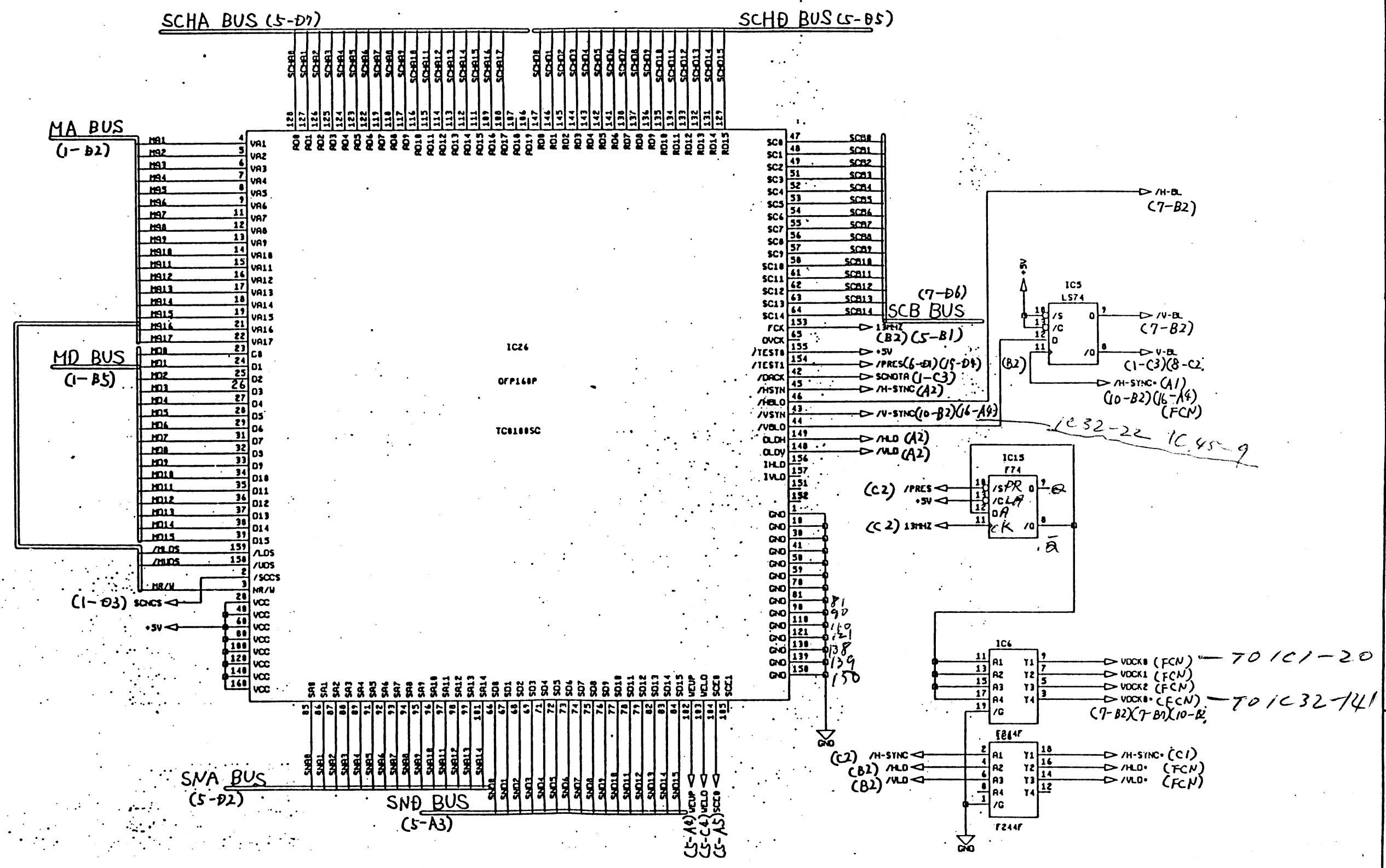
REVISIONS			
LTR	DESCRIPTION	DATE	APPROVED



D
C
B
A

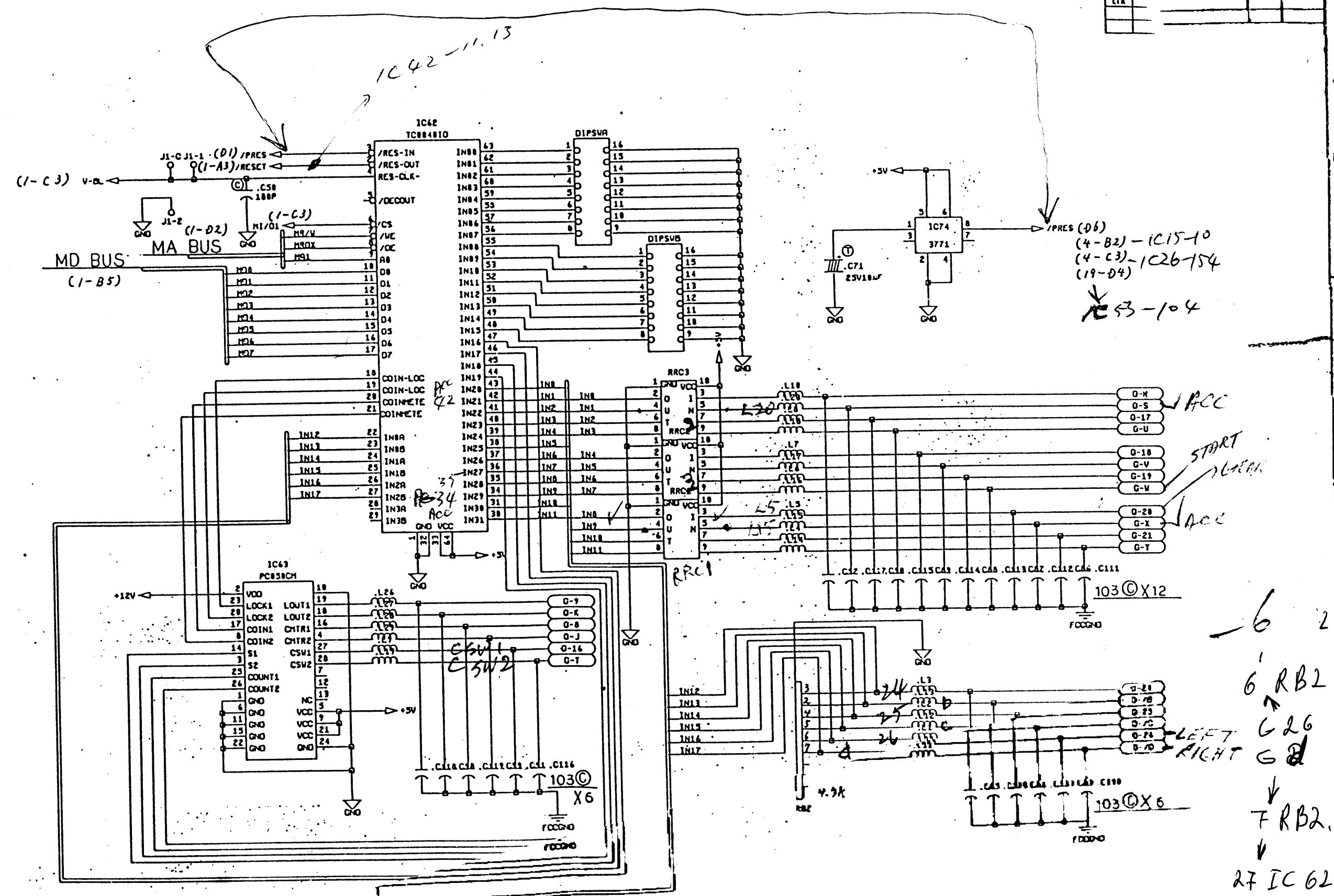
THIRD ANGLE PROJECTION UNLESS OTHERWISE SPECIFIED DIMENSIONS ARE IN MILLIMETERS TOLERANCES GENERAL ± HOLE DIA + ANGLES ± FITTING	DATE 18/1/88 DRAWN K. Mouta CHECK APPROVED APPROVED	TAITO CORPORATION	
FINISH	SCALE	NAME CPU P.C. BOARD SCHEMATIC DIAGRAM	
DO NOT SCALE DRAWING	SCALE	SHEET NO. A3	PAGE NO. W5100290A
	RELEASE DATE	24-3	

REVISIONS			
LTR	DESCRIPTION	DATE	APPROVED



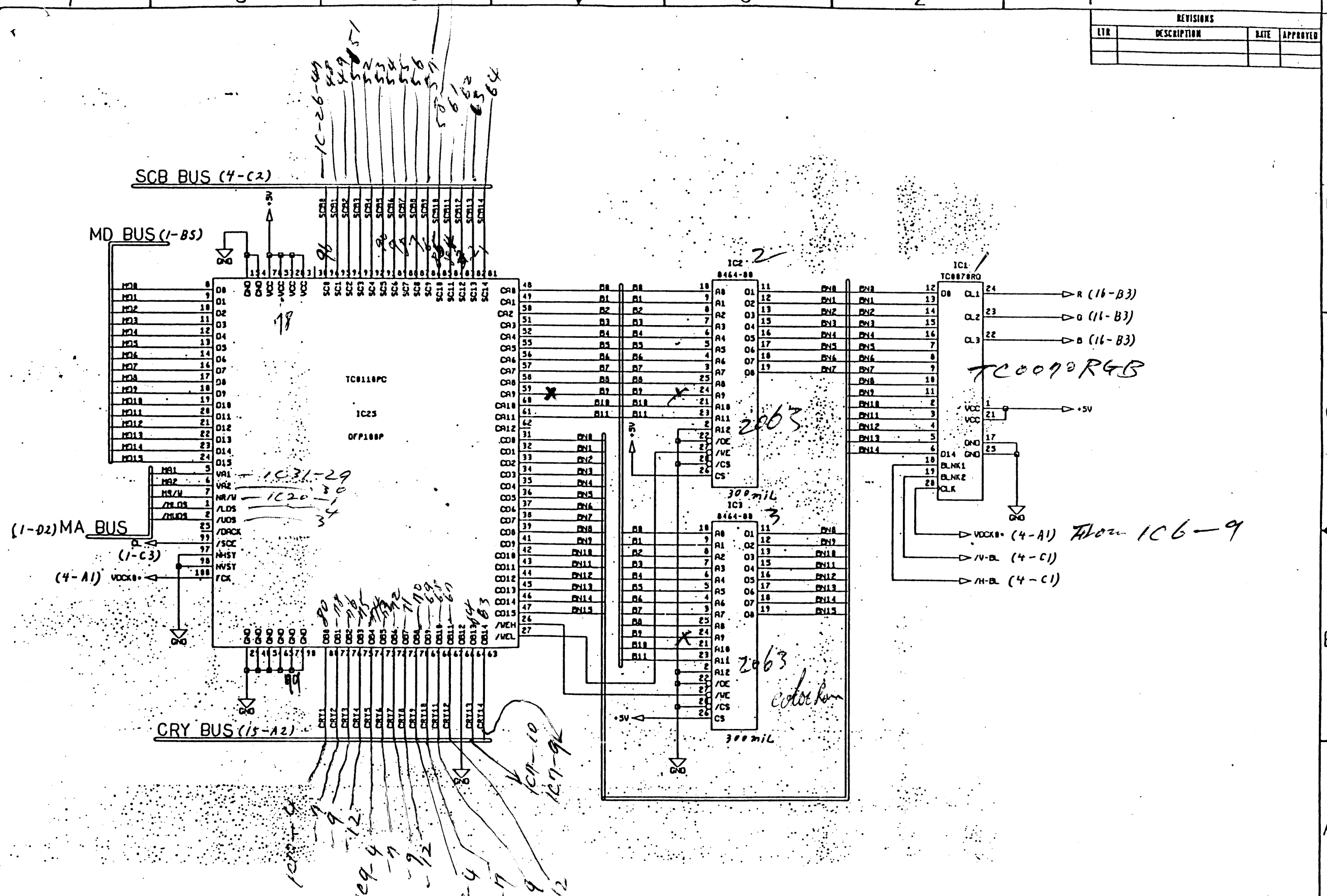
THIRD ANGLE PROJECTION UNLESS OTHERWISE SPECIFIED DIMENSIONS ARE IN MILLIMETERS TOLERANCES GENERAL ± HOLE DIA ± ANGLES ±	DATE 18.11.1988 DESIGNER K. Morita CHECKER APPROVED DATE	TAITO CORPORATION NAME CPU P.C. BOARD SCHEMATIC DIAGRAM SIZE A3 SCALE RELEASE DATE 124-4
--	--	--

REVISIONS			
LTR	DESCRIPTION	DATE	APPROVED



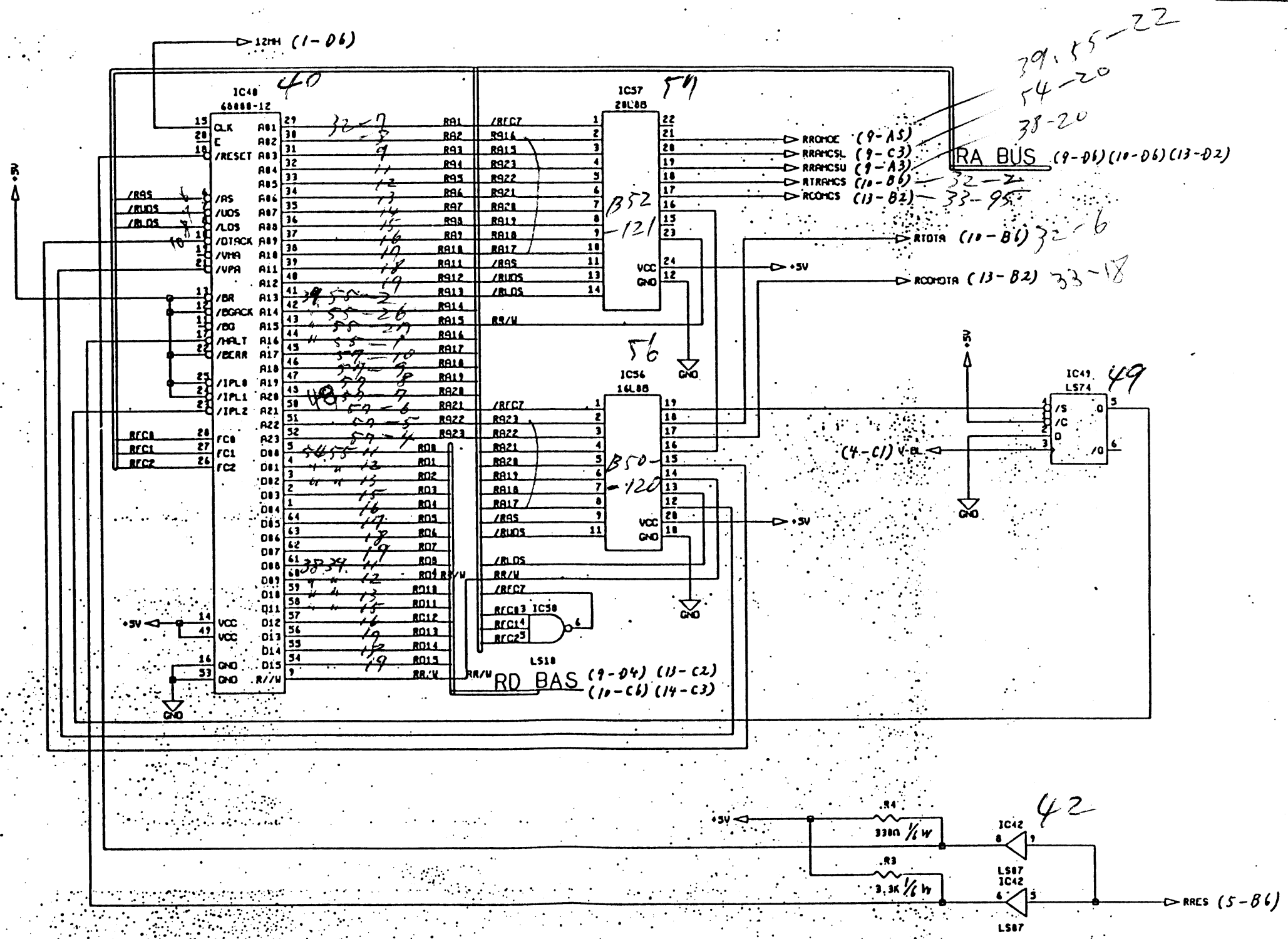
DESIGN APPROVED	DATE: 8.11.88	TAITO CORPORATION	
DESIGNED BY: K. MOTOHARA	SCALE:	CPU P.C. BOARD	
DATE:	REV. NO.:	SCHEMATIC DIAGRAM	
FIG. NO.:	REV. DATE:	A3	W5100290A
DO NOT SCALE DRAWING	REV. NO.:	REV. DATE:	12-6

REVISIONS			
LTR	DESCRIPTION	DATE	APPROVED



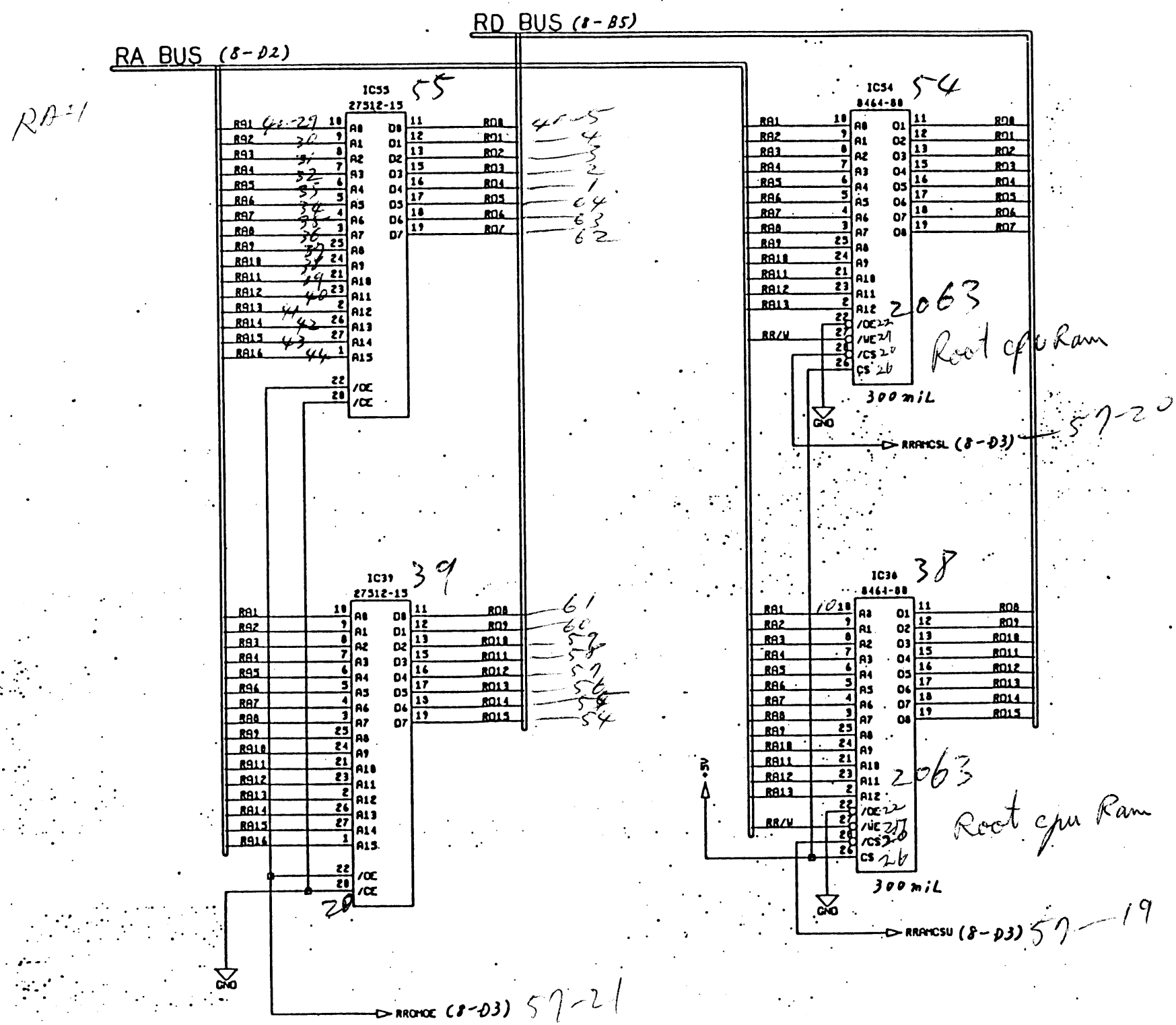
THIRD ANGLE PROJECTION UNLESS OTHERWISE SPECIFIED DIMENSIONS ARE IN MILLIMETERS TOLERANCES	DATE 18.11.88	TAITO CORPORATION	
DRAWN K. Morita	NAME CPU P.C. BOARD	SCHEMATIC DIAGRAM	
FINISH	APPROVED	SIZE A3	CODE NO. / P.W. NO. W5100290A
DO NOT SCALE DRAWING	APPROVED	SCALE	RELEASE DATE 24-7

REVISIONS			
LTN	DESCRIPTION	DATE	APPROVED



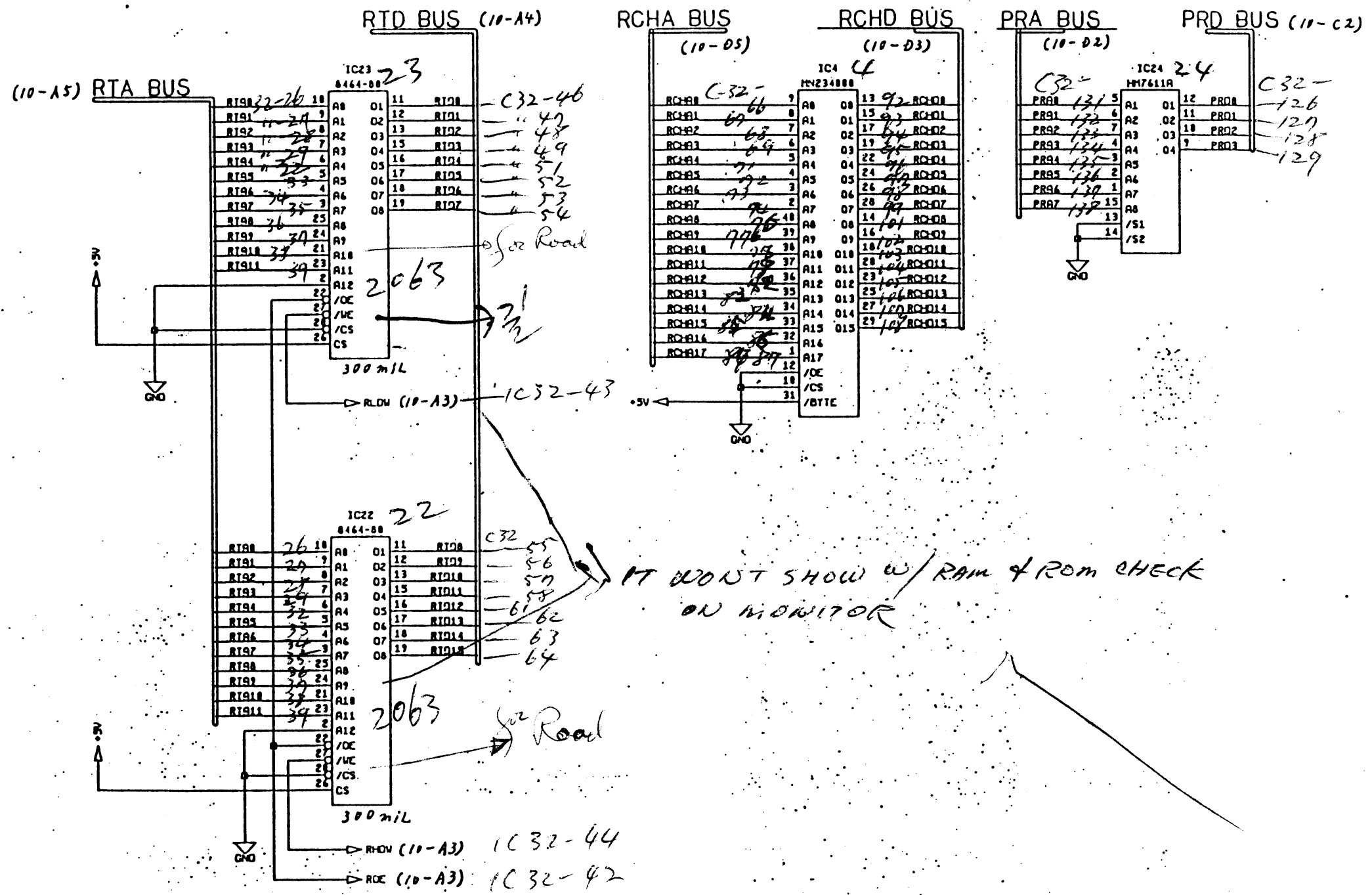
THIRD ANGLE PROJECTION UNLESS OTHERWISE SPECIFIED DIMENSIONS ARE IN MILLIMETERS	DATE 18.11.88	TAITO CORPORATION	
TOLERANCES GENERAL ± HOLE DIA ± ANGLES ±	DRAWN K. Morita	NAME CPU P.C. BOARD	
NATIONAL	CHECKED	SCHEMATIC DIAGRAM	
FINISH	APPROVED	SIZE A3	COMP. MENT. NO. W5100290A
DO NOT SCALE DRAWING	APPROVED	SCALE	ISSUE DATE 24-8

REVISIONS			
LTR	DESCRIPTION	DATE	APPROVED

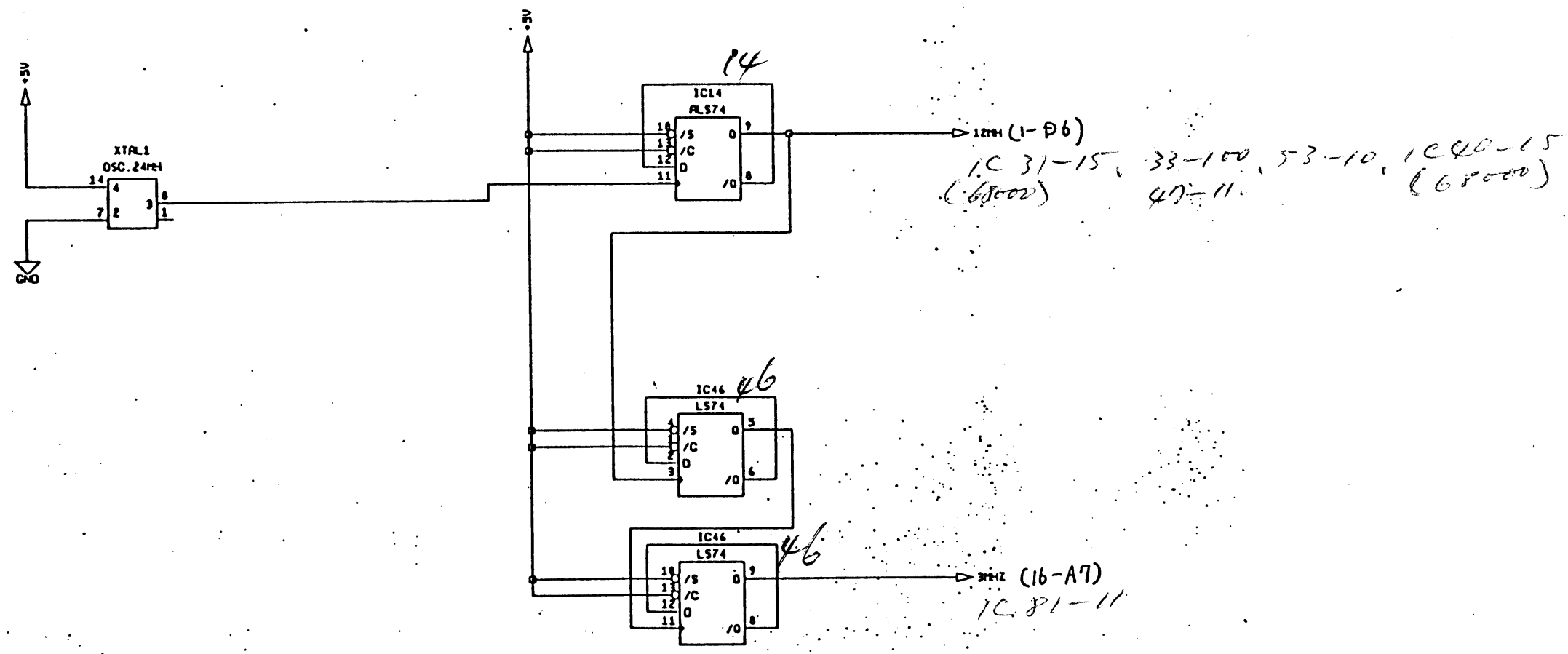


THIRD ANGLE PROJECTION	DATE	TAITO CORPORATION	
UNLESS OTHERWISE SPECIFIED DIMENSIONS ARE IN MILLIMETERS	18.11.88	NAME	
TOLERANCES	K. Mochizuki	CPU P.C. BOARD	
GENERAL ±		SCHEMATIC DIAGRAM	
HALES ±		SIZE	CODE IDENT. NO.
HOLES ±		A3	W5100290A
FINISH	APPROVED	SCALE	RELEASE DATE
DO NOT SCALE DRAWING	APPROVED		24-9

REVISIONS			
LYR	DESCRIPTION	DATE	APPROVED

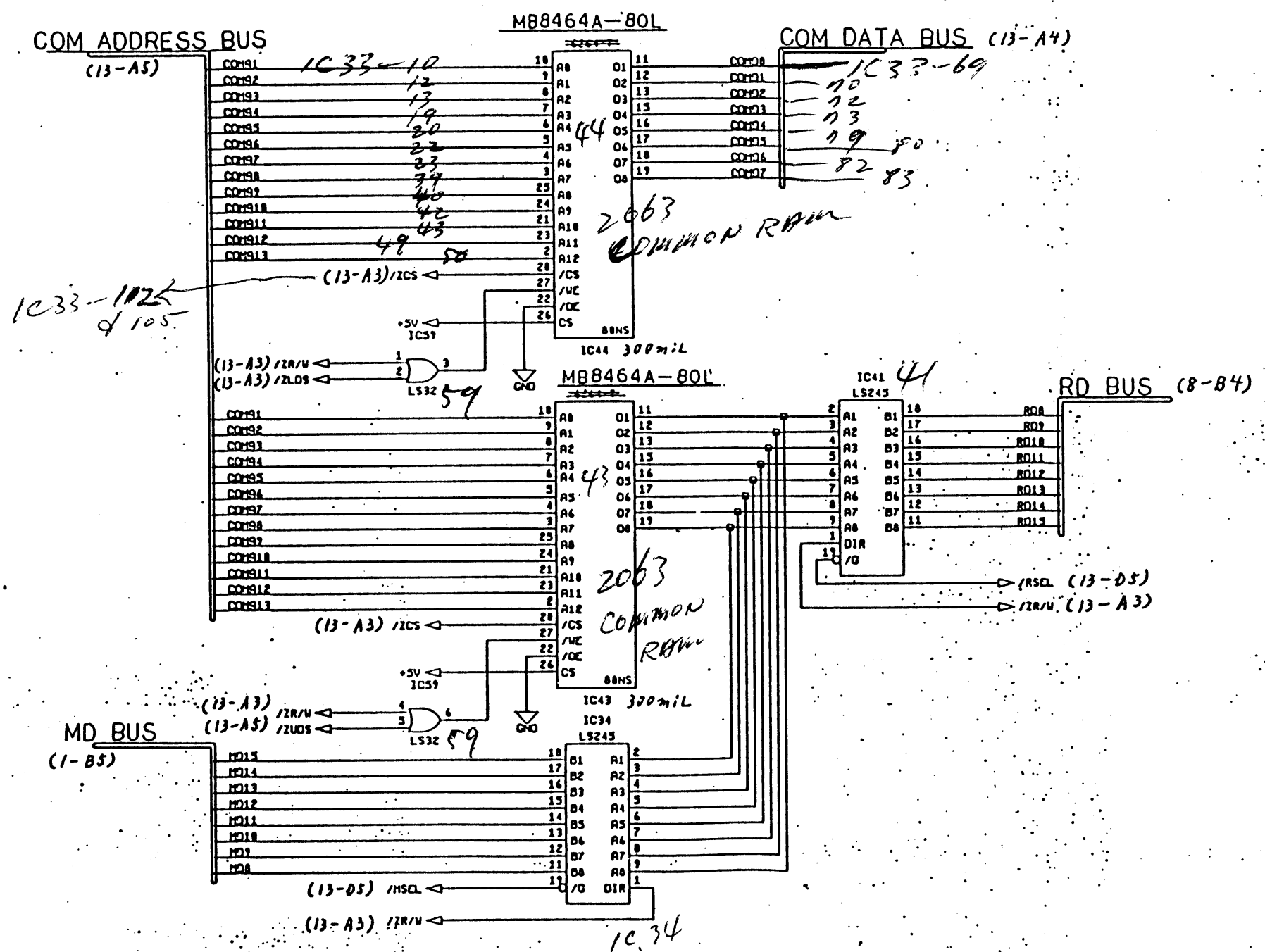


REVISIONS			
LTR	DESCRIPTION	DATE	APPROVED



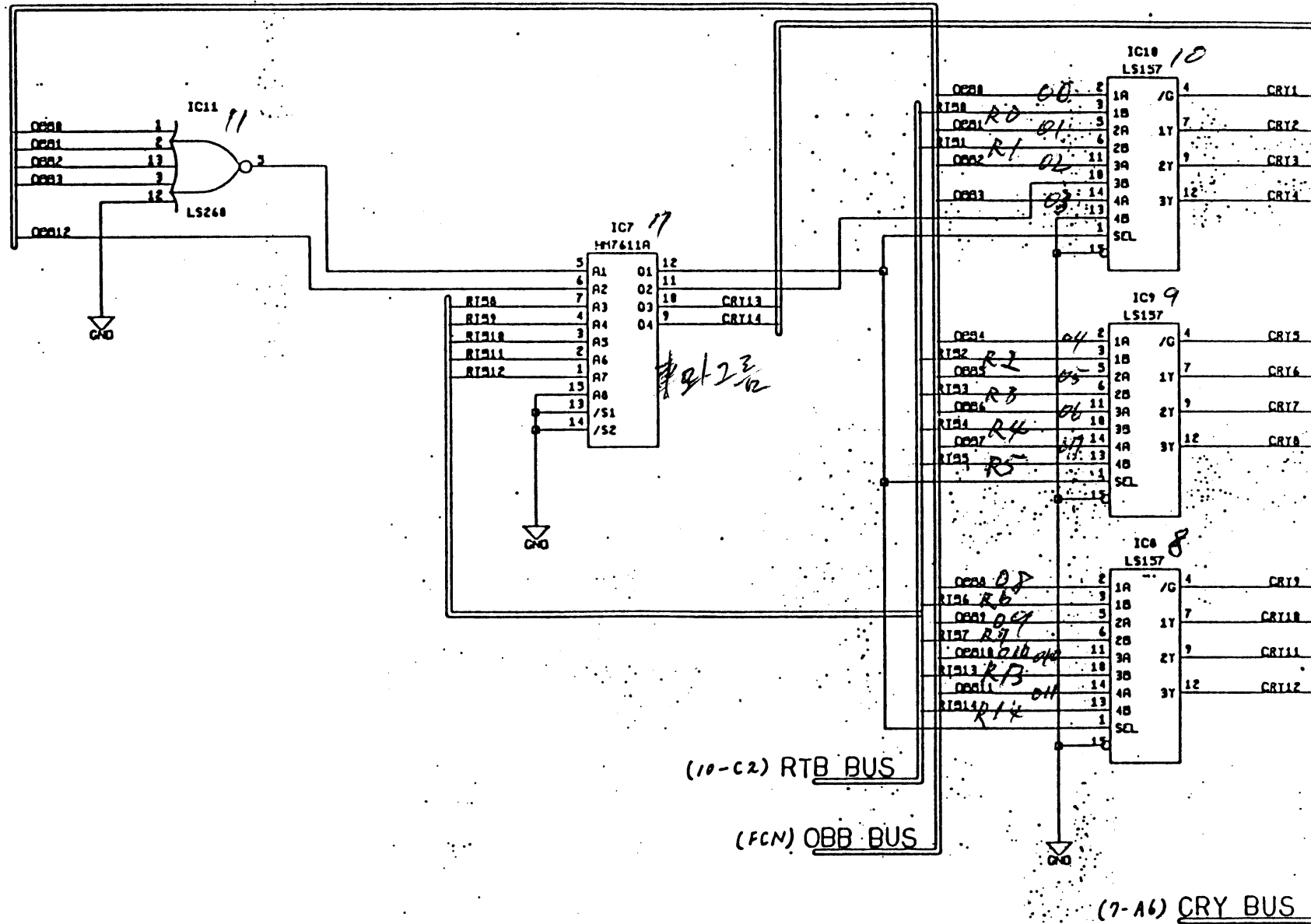
THIRD ANGLE PROJECTION UNLESS OTHERWISE SPECIFIED DIMENSIONS ARE IN MILLIMETERS	DATE 8.11.88	TAITO CORPORATION	
GENERAL TOLERANCES HOLE DIA ± SHAFT ±	DESIGNER K. Motta	NAME CPU P.C. BOARD	
MATERIAL	CHECK (37)	SCHEMATIC DIAGRAM	
FINISH	APPROVED (11)	SIZE A3	DATE W5100290A
DO NOT SCALE DRAWING	APPROVED	SCALE	RELEASE DATE 88-12

REVISIONS			
LTR	DESCRIPTION	DATE	APPROVED



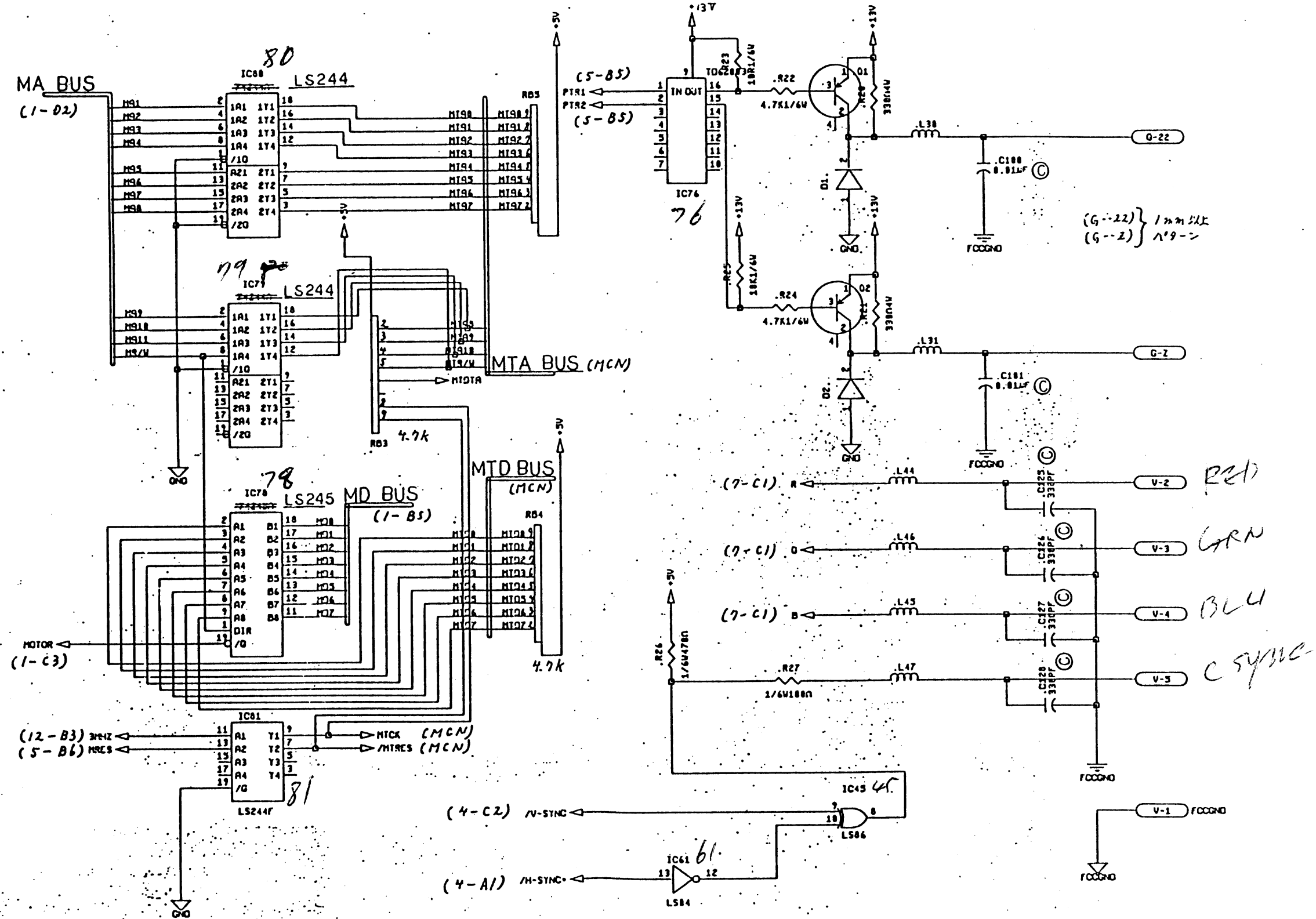
THIRD ANGLE PROJECTION UNLESS OTHERWISE SPECIFIED DIMENSIONS ARE IN MILLIMETERS TOLERANCES	DATE 8.11.88	TAITO CORPORATION	
GENERAL ± HOLE DIA + ANGLES ±	DESIGN K. Mouta	NAME CPU P.C. BOARD	
MATERIAL	CHECK (Signature)	SCHEMATIC DIAGRAM	
FINISH	APPROVED (Signature)	SIZE A3	CODE IDENT NO. W5100290A
DO NOT SCALE DRAWING	APPROVED	SCALE	ISSUE DATE 88-14

REVISIONS			
LT#	DESCRIPTION	DATE	APPROVED



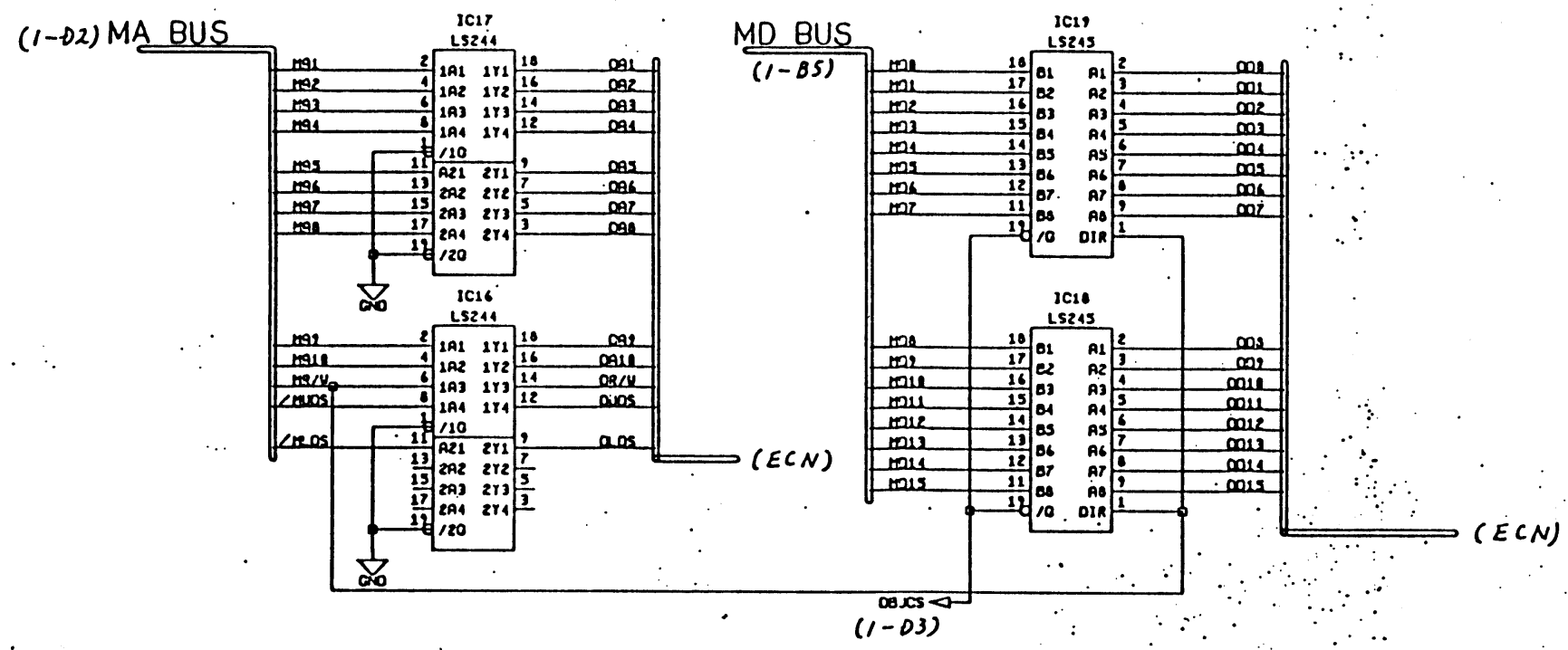
THIRD ANGLE PROJECTION UNLESS OTHERWISE SPECIFIED DIMENSIONS ARE IN MILLIMETERS TOLERANCES GENERAL ± HOLE DIA + HOLES ± NATIONAL	DATE 8.11.88 DRAWN K. Morita CHECK (initials) APPROVED (initials) DO NOT SCALE DRAWING	TAITO CORPORATION NAME CPU P.C. BOARD SCHEMATIC DIAGRAM SIZE A3 SCALE 1/24-15
---	--	--

REVISIONS			
LTR	DESCRIPTION	DATE	APPROVED



THIRD ANGLE PROJECTION UNLESS OTHERWISE SPECIFIED DIMENSIONS ARE IN MILLIMETERS	DATE 8.11.88	TAITO CORPORATION	
GENERAL HOLE DIA ANGLES	DESIGNER K. Morita	NAME CPU P.C. BOARD	
DATE/PL	CHECK [Signature]	SCHEMATIC DIAGRAM	
FINISH	APPROVED	SIZE A3	PWG. NO. W5100290A
DO NOT SCALE DRAWING	APPROVED	SCALE	RELEASE DATE 1988-16

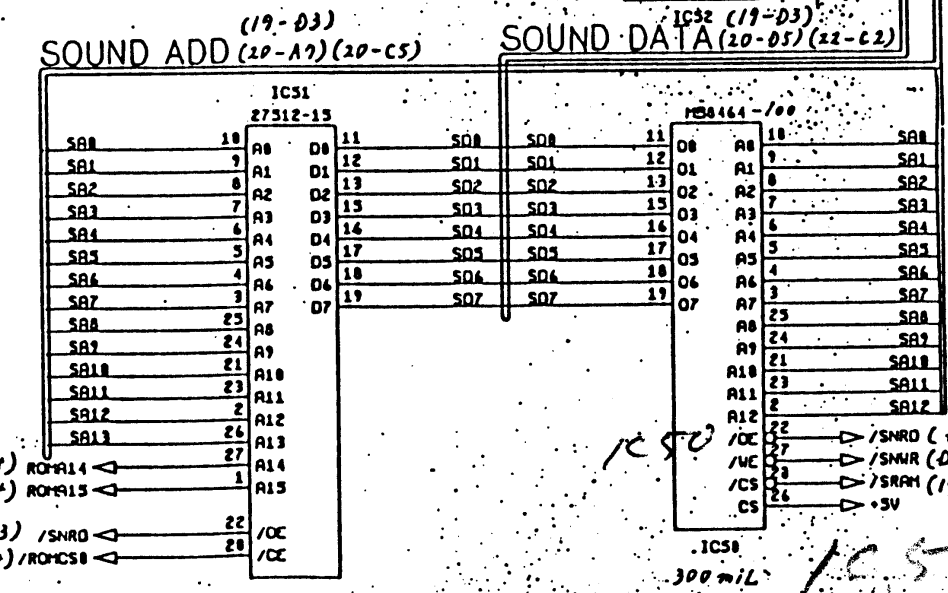
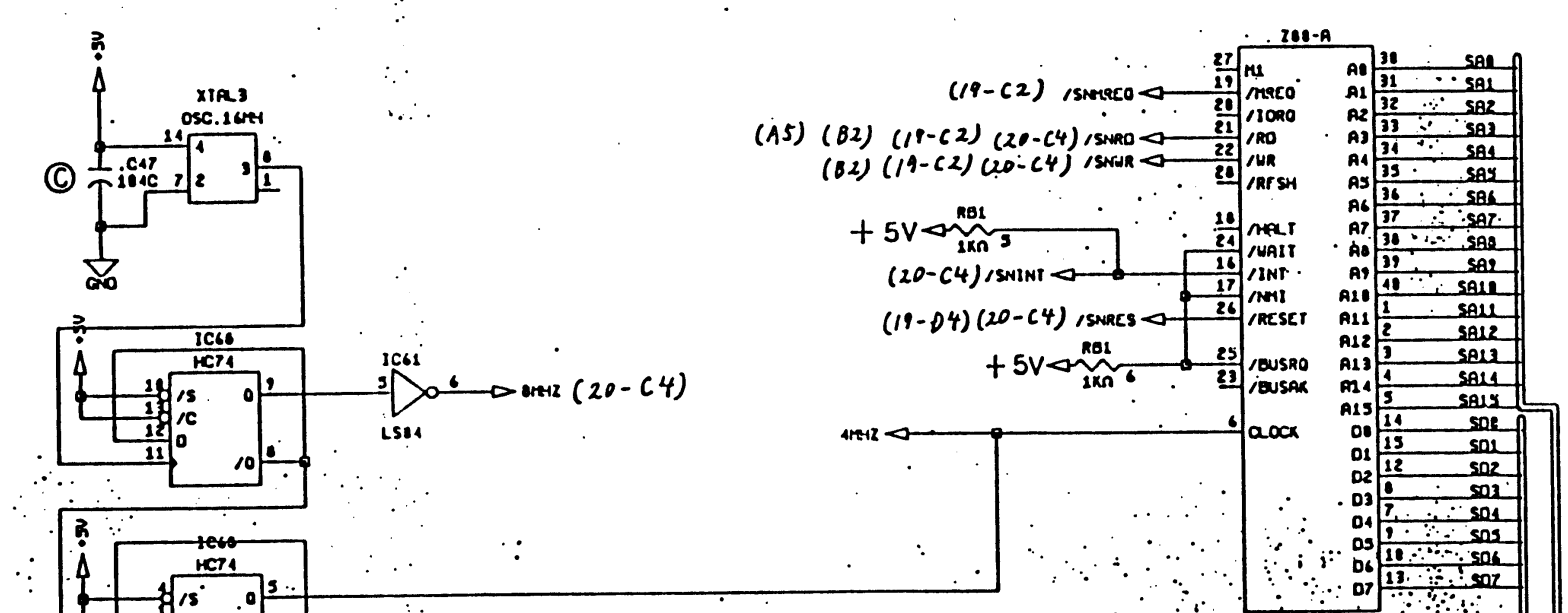
REVISIONS			
LTR	DESCRIPTION	DATE	APPROVED



D
C
B
A

THIRD ANGLE PROJECTION	DATE	TAITO CORPORATION	
UNLESS OTHERWISE SPECIFIED DIMENSIONS ARE IN MILLIMETERS	DESIGN	NAME	
TOLERANCES	CHECK	CPU P.C. BOARD	
GENERAL ±		SCHEMATIC DIAGRAM	
HOLE DIA ±		SIZE	CODE MGMT NO.
ANGLES ±		A3	W5100290A
MATERIAL	APPROVED	SCALE	RELEASE DATE
FINISH			24-17
DO NOT SCALE DRAWING	APPROVED		

REVISIONS			
LTR	DESCRIPTION	DATE	APPROVED

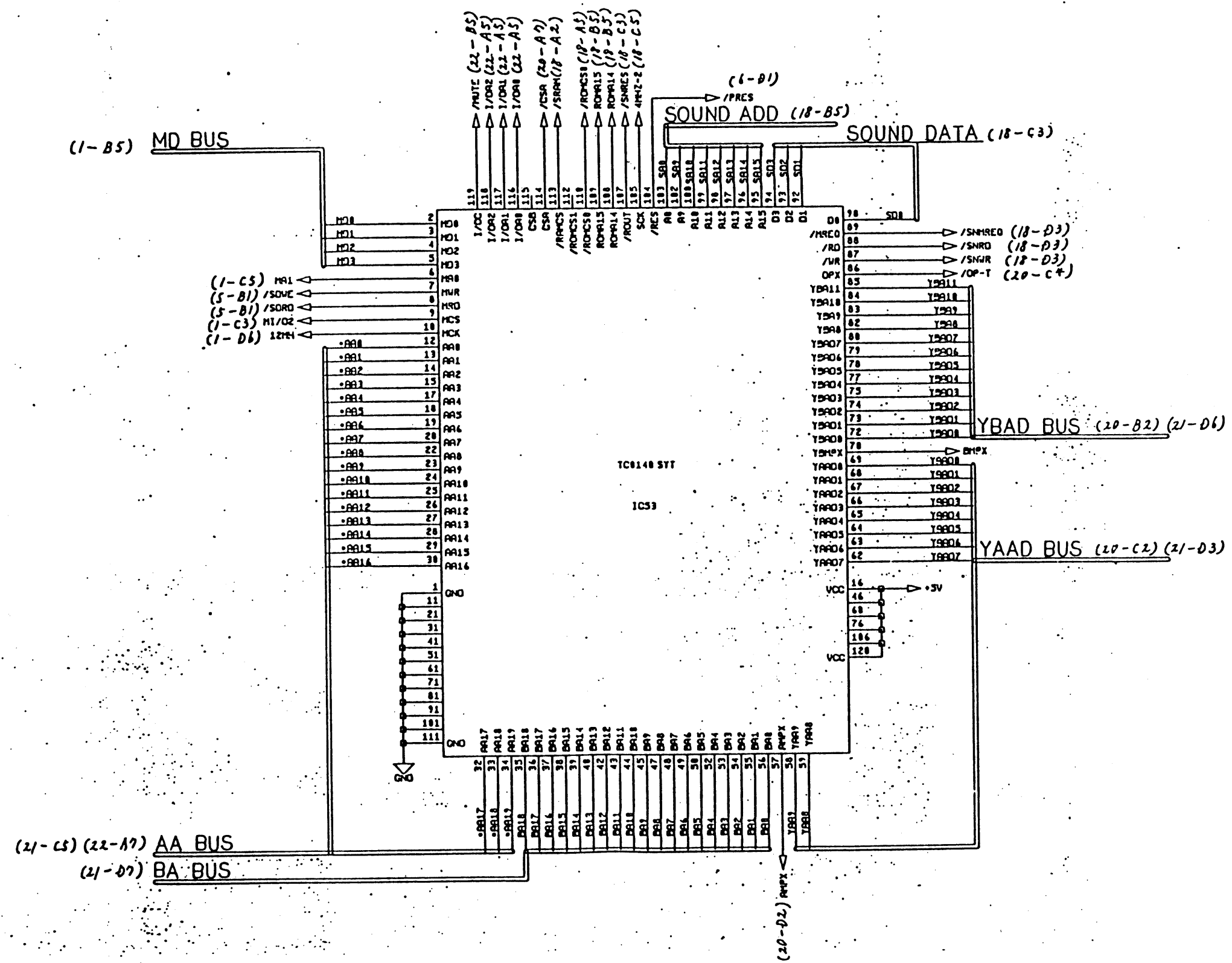


(19-D4) ROMA14
 (19-D4) ROMA15
 (D3) /SNRD
 (19-D4) /ROMCS0

IC50
 IC50
 300 mil
 6264

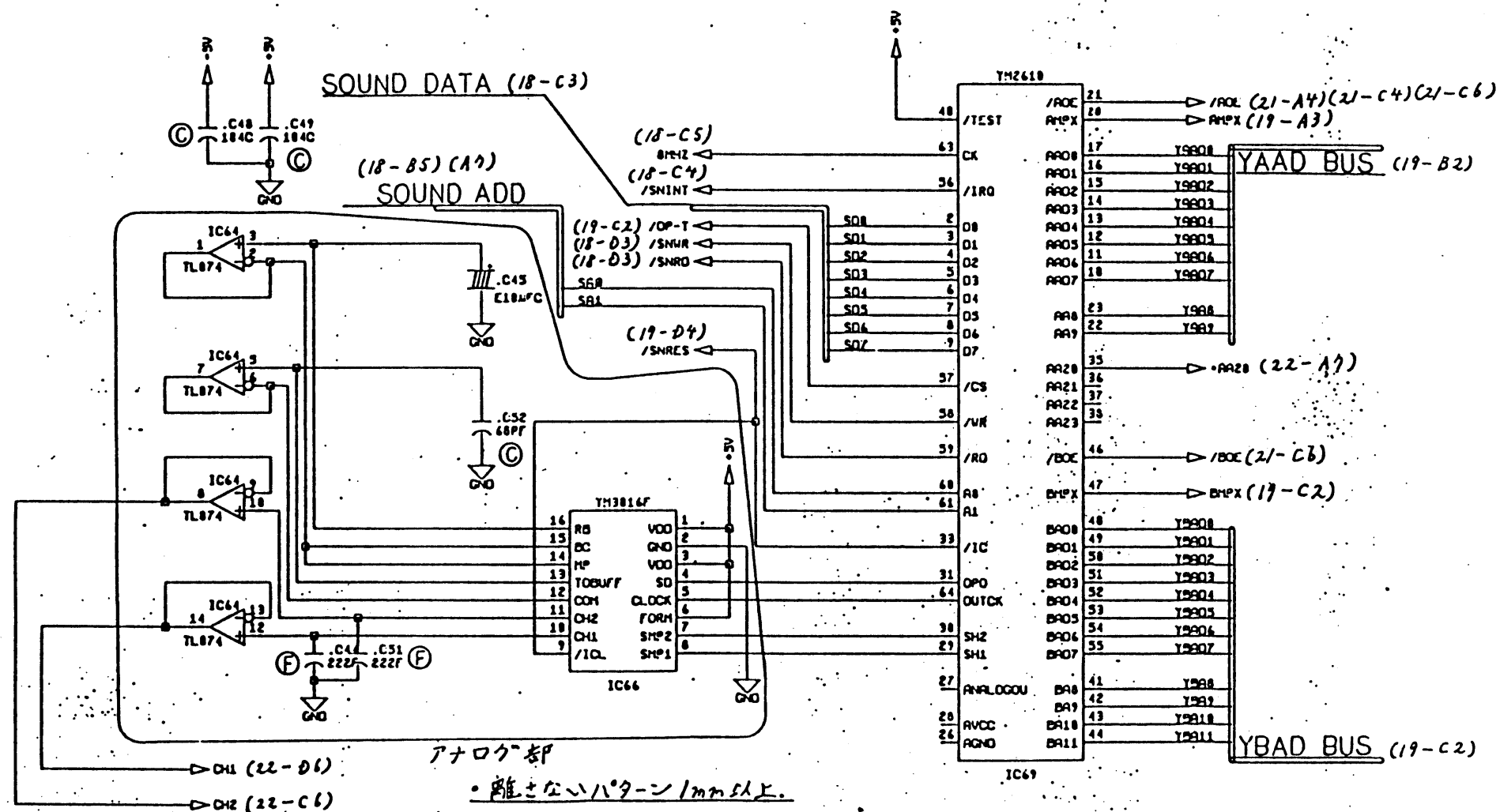
THIRD ANGLE PROJECTION UNLESS OTHERWISE SPECIFIED DIMENSIONS ARE IN MILLIMETERS TOLERANCES DIMENAL ± DIME DIA + HOLETS ±	DATE 8.11.88 DESIGNER K. Mouta CHECKER (37)	TAITO CORPORATION	
SCALE DO NOT SCALE DRAWING	APPROVED () APPROVED	NAME CPU P.C. BOARD SCHEMATIC DIAGRAM	
		SIZE A3	DATE W5100290A
		SCALE	ISSUE DATE 21-18

REVISIONS			
LTR	DESCRIPTION	DATE	APPROVED

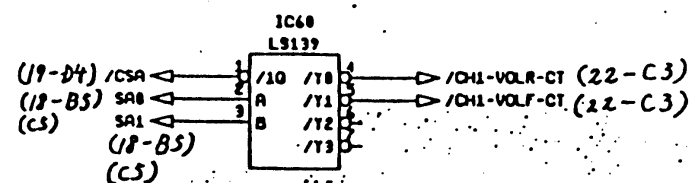


THIRD ANGLE PROJECTION UNLESS OTHERWISE SPECIFIED DIMENSIONS ARE IN MILLIMETERS TOLERANCES GENERAL ± HOLE DIA ± ANGLES ±	DATE 8.11.80 DESIGNER K. Menta CHECKER (Signature) APPROVED (Signature) APPROVED (Signature)	TAITO CORPORATION NAME CPU P.C. BOARD SCHEMATIC DIAGRAM SIZE A3 SCALE RELEASE DATE 21-19
--	---	--

REVISIONS			
LTR	DESCRIPTION	DATE	APPROVED

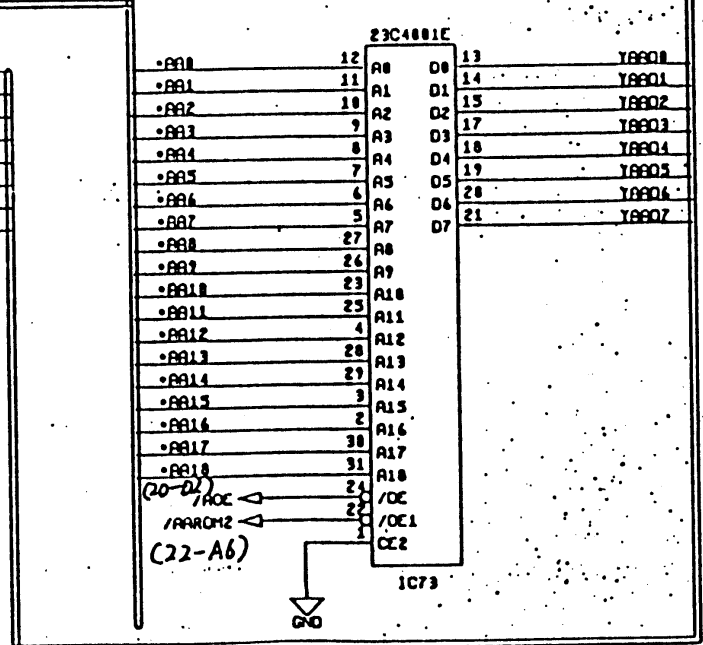
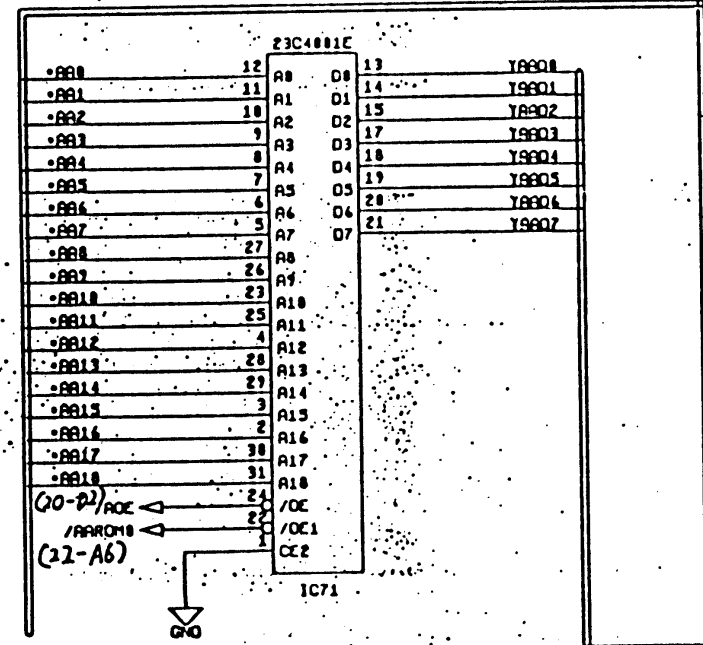
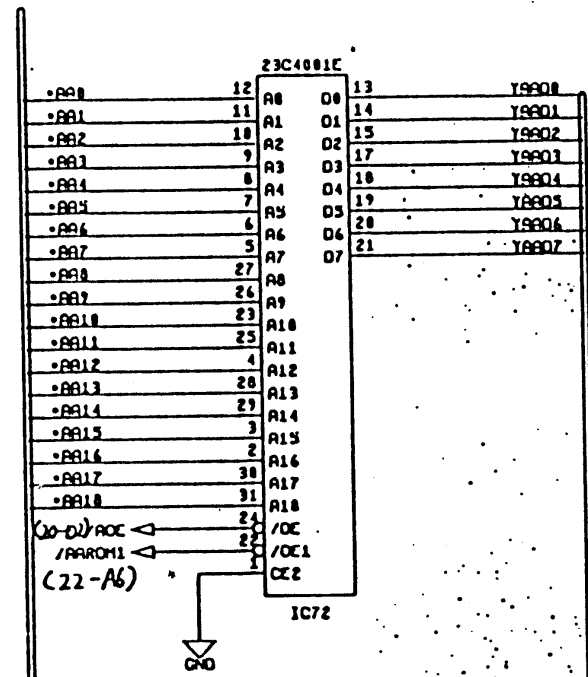
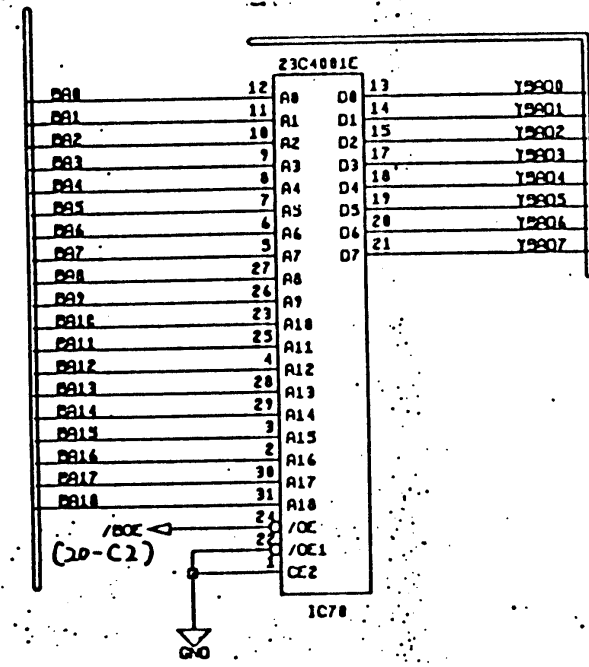


アナログ部
 ・ 離さないパターン1mm以上。



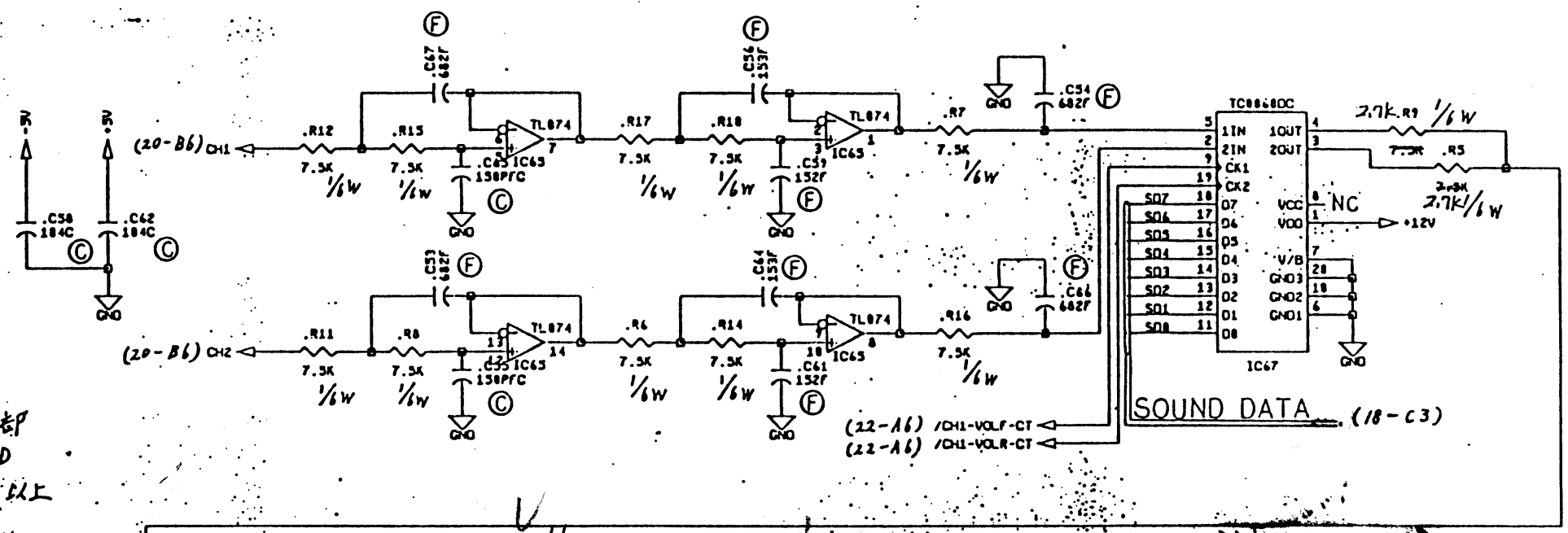
THIRD ANGLE PROJECTION UNLESS OTHERWISE SPECIFIED DIMENSIONS ARE IN MILLIMETERS TOLERANCES GENERAL ± HOLE DIA ± HOLES ±	DATE 8/1/88	TAITO CORPORATION NAME CPU P.C. BOARD SCHEMATIC DIAGRAM
	DESIGNER K. Morita	
NATURAL	APPROVED (Signature)	FIG. NO. W5100290A
FINISH	APPROVED	SCALE 1/20
DO NOT SCALE DRAWING		RELEASE DATE

REVISIONS			
LTR	DESCRIPTION	DATE	APPROVED



THIRD ANGLE PROJECTION UNLESS OTHERWISE SPECIFIED DIMENSIONS ARE IN MILLIMETERS	DATE	TAITO CORPORATION
	8.11.88	NAME
TOLERANCES DIMENSIONAL HOLE DIA ANGLES	DESIGNER	CPU P.C. BOARD
	K. Morita	SCHEMATIC DIAGRAM
MATERIAL	CHECK	SIZE
	(S)	A3
FINISH	APPROVED	DATE
	(S)	W5100290A
DO NOT SCALE DRAWING	APPROVED	SCALE
	(S)	RELEASE DATE
		21-21

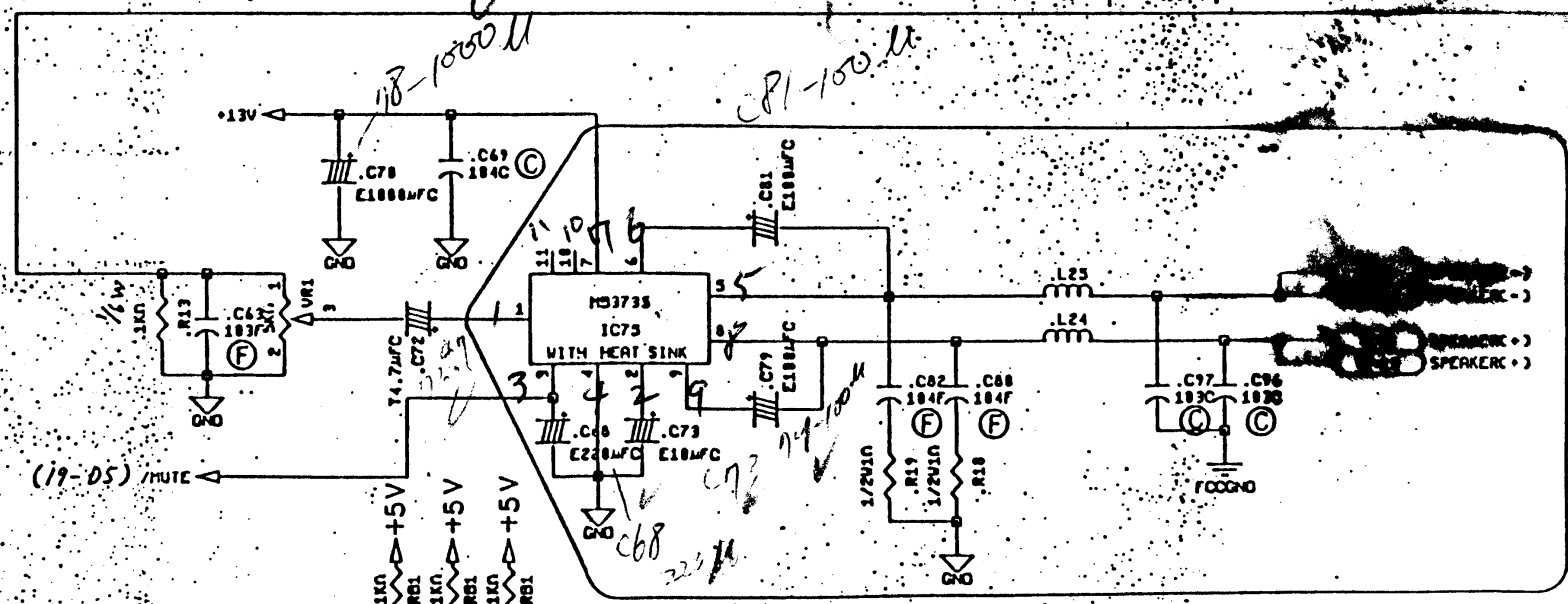
REVISIONS			
LT#	DESCRIPTION	DATE	APPROVED



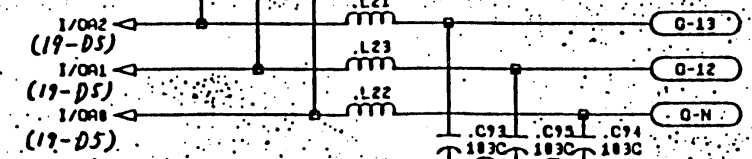
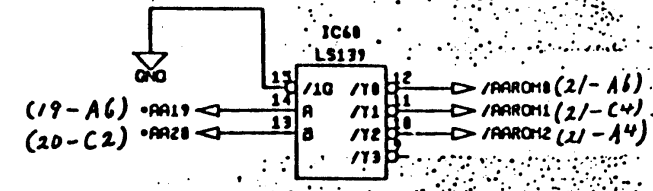
*アンプ部
へ4GND
ライン1mm以上

(22-A6) /CH1-VOL-F-CT
(22-A6) /CH1-VOL-R-CT

SOUND DATA (18-C3)



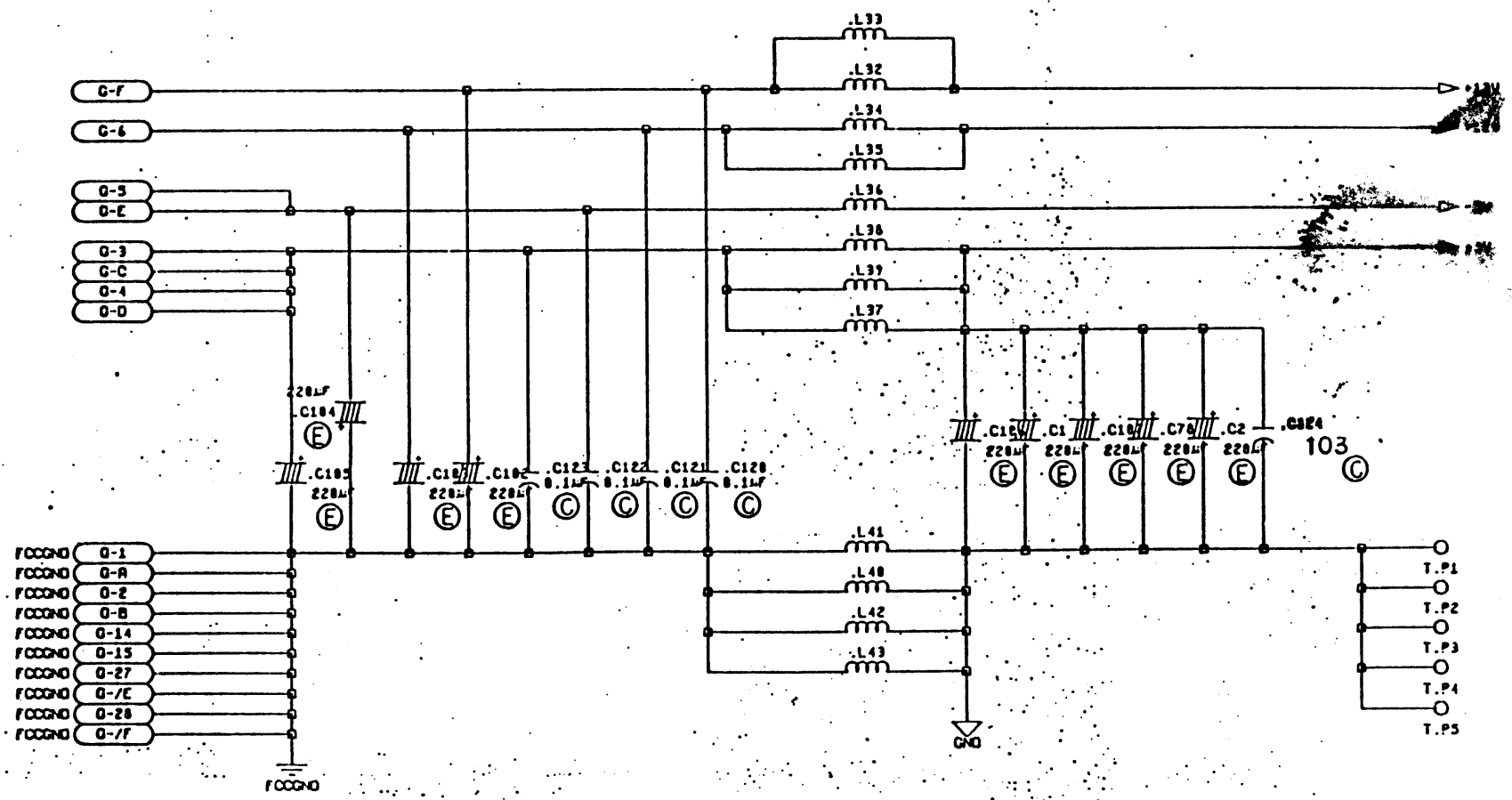
C-19-2000uF
C-72-100nF
C-73-100uF
C-68-220uF
C-49-100nF
C-75-100uF



パッド 2mm以上

THIRD ANGLE PROJECTION UNLESS OTHERWISE SPECIFIED DIMENSIONS ARE IN MILLIMETERS TOLERANCES	DRAWN 8.11.88 DESIGN K.MONTA CHECK APPROVED DATE	TAITO CORPORATION NAME CPU P.C. BOARD SCHEMATIC DIAGRAM SIZE A3 SCALE 1/4
MATERIAL	APPROVED	FIG. NO. W5100290A RELEASE DATE 1988-22
FINISH	DO NOT SCALE DRAWING	

REVISIONS			
LTR	DESCRIPTION	DATE	APPROVED



THIRD ANGLE PROJECTION UNLESS OTHERWISE SPECIFIED DIMENSIONS ARE IN MILLIMETERS DIMENSIONS GENERAL ± HOLE DIA ± BORES ± RATHEMAL		DATE 8.11.88	TAITO CORPORATION	
FINISH		DESIGN K. Morita	NAME CPU P.C. BOARD	
DO NOT SCALE DRAWING		CHECK (Signature)	SCHEMATIC DIAGRAM	
		APPROVED (Signature)	SIZE A3	COMPONENT NO. W5100290A
		APPROVED (Signature)	SCALE	RELEASE DATE 24-23

REVISIONS			
LTR	DESCRIPTION	DATE	APPROVED

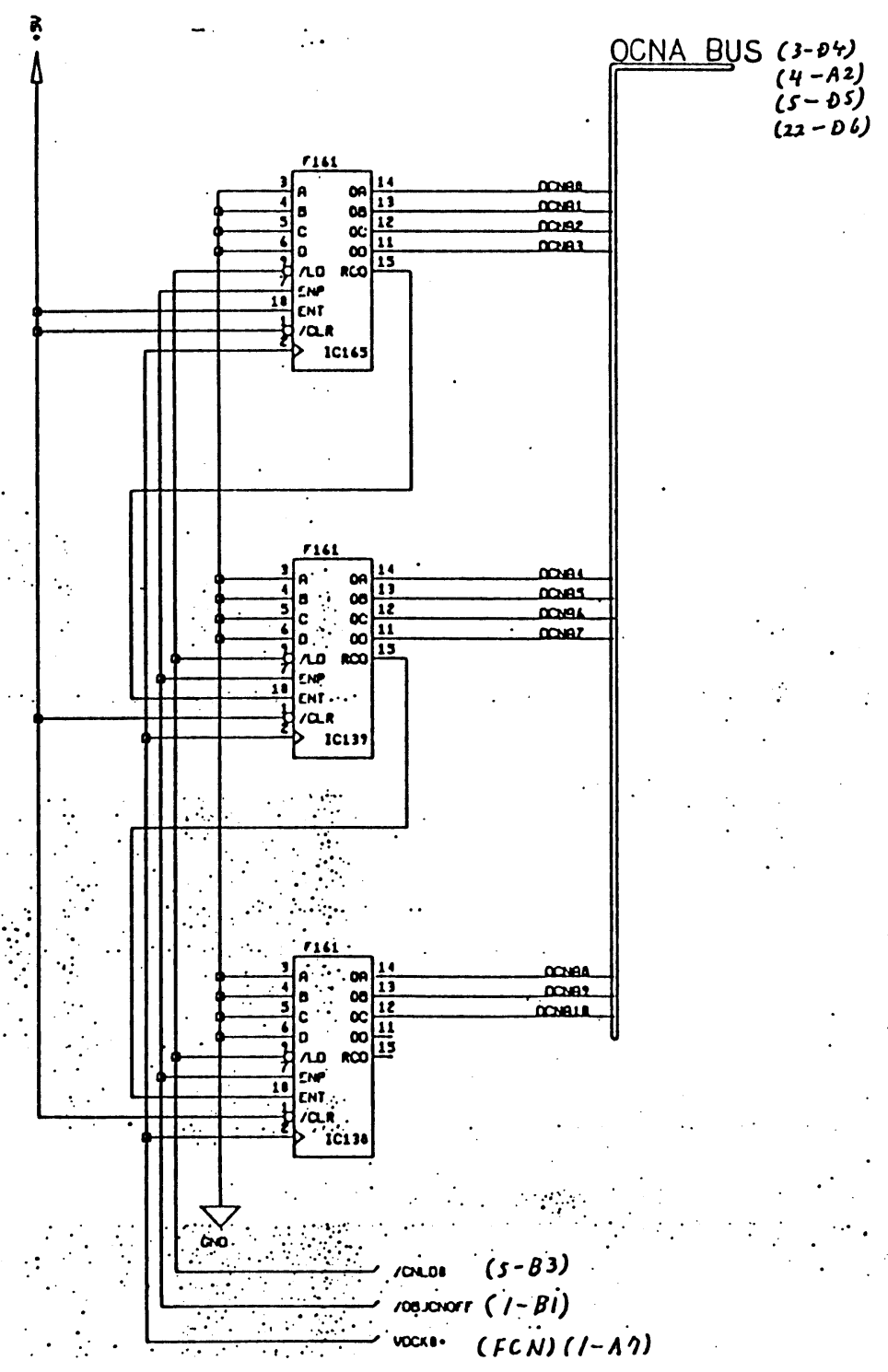
+5V	E-1	E-2	-000
+5V	E-3	E-4	-001
+5V	E-5	E-6	-002
+5V	E-7	E-8	-003
+5V	E-9	E-10	-004
GND	E-11	E-12	-005
GND	E-13	E-14	-006
GND	E-15	E-16	-007
GND	E-17	E-18	-008
GND	E-19	E-20	-009
GND	E-21	E-22	-0010
GND	E-23	E-24	-0011
GND	E-25	E-26	-0012
GND	E-27	E-28	-0013
GND	E-29	E-30	-0014
GND	E-31	E-32	-0015
GND	E-33	E-34	-0A1
GND	E-35	E-36	-0A2
GND	E-37	E-38	-0A3
GND	E-39	E-40	-0A4
GND	E-41	E-42	-0A5
GND	E-43	E-44	-0A6
GND	E-45	E-46	-0A7
GND	E-47	E-48	-0A8
GND	E-49	E-50	-0A9
+5V	E-51	E-52	-0A10
+5V	E-53	E-54	-0R/W
+5V	E-55	E-56	-0LOS
+5V	E-57	E-58	-0UOS
+5V	E-59	E-60	-

+5V	F-1	F-2	-0880
+5V	F-3	F-4	-0881
+5V	F-5	F-6	-0882
+5V	F-7	F-8	-0883
GND	F-9	F-10	-0884
GND	F-11	F-12	-0885
GND	F-13	F-14	-0886
GND	F-15	F-16	-0887
GND	F-17	F-18	-0888
GND	F-19	F-20	-0889
GND	F-21	F-22	-08810
GND	F-23	F-24	-08811
GND	F-25	F-26	-08812
GND	F-27	F-28	-
GND	F-29	F-30	-V0CK0
GND	F-31	F-32	-V0CK1
GND	F-33	F-34	-V0CK2
GND	F-35	F-36	-V0CK0
GND	F-37	F-38	-
GND	F-39	F-40	-/H-SYNC
GND	F-41	F-42	-
GND	F-43	F-44	-/HLD
GND	F-45	F-46	-/VLD
GND	F-47	F-48	-
GND	F-49	F-50	-
GND	F-51	F-52	-
+5V	F-53	F-54	-0BJCS
+5V	F-55	F-56	-0BJDTA
+5V	F-57	F-58	-
+5V	F-59	F-60	-

/MTRES	M-A	M-1	-MTA0
GND	M-B	M-2	-MTA1
GND	M-C	M-3	-MTA2
GND	M-D	M-4	-MTA3
GND	M-E	M-5	-MTA4
GND	M-F	M-6	-MTA5
GND	M-H	M-7	-MTA6
GND	M-J	M-8	-MTA7
GND	M-K	M-9	-MTA8
GND	M-L	M-10	-MTA9
GND	M-M	M-11	-MTA10
GND	M-N	M-12	-MTD0
GND	M-P	M-13	-MTD1
GND	M-R	M-14	-MTD2
GND	M-S	M-15	-MTD3
GND	M-T	M-16	-MTD4
GND	M-U	M-17	-MTD5
GND	M-V	M-18	-MTD6
GND	M-W	M-19	-MTD7
GND	M-X	M-20	-MTR/W
GND	M-Y	M-21	-MOTOR
GND	M-Z	M-22	-MTDTA
GND	M-/A	M-23	-GND
GND	M-/B	M-24	-MTCK
GND	M-/C	M-25	-GND

THIRD ANGLE PROJECTION UNLESS OTHERWISE SPECIFIED DIMENSIONS ARE IN MILLIMETERS TOLERANCES GENERAL ± HOLE DIA ± HOLES ± FINISH DO NOT SCALE DRAWING	DRAWN 8.11.82	TAITO CORPORATION	
	CHECKED <i>K. Morita</i>	NAME CPU P.C. BOARD SCHEMATIC DIAGRAM	PART NO. A3
APPROVED APPROVED	SCALE 1:1	RELEASE DATE 8-24	SHEET NO. 24-24

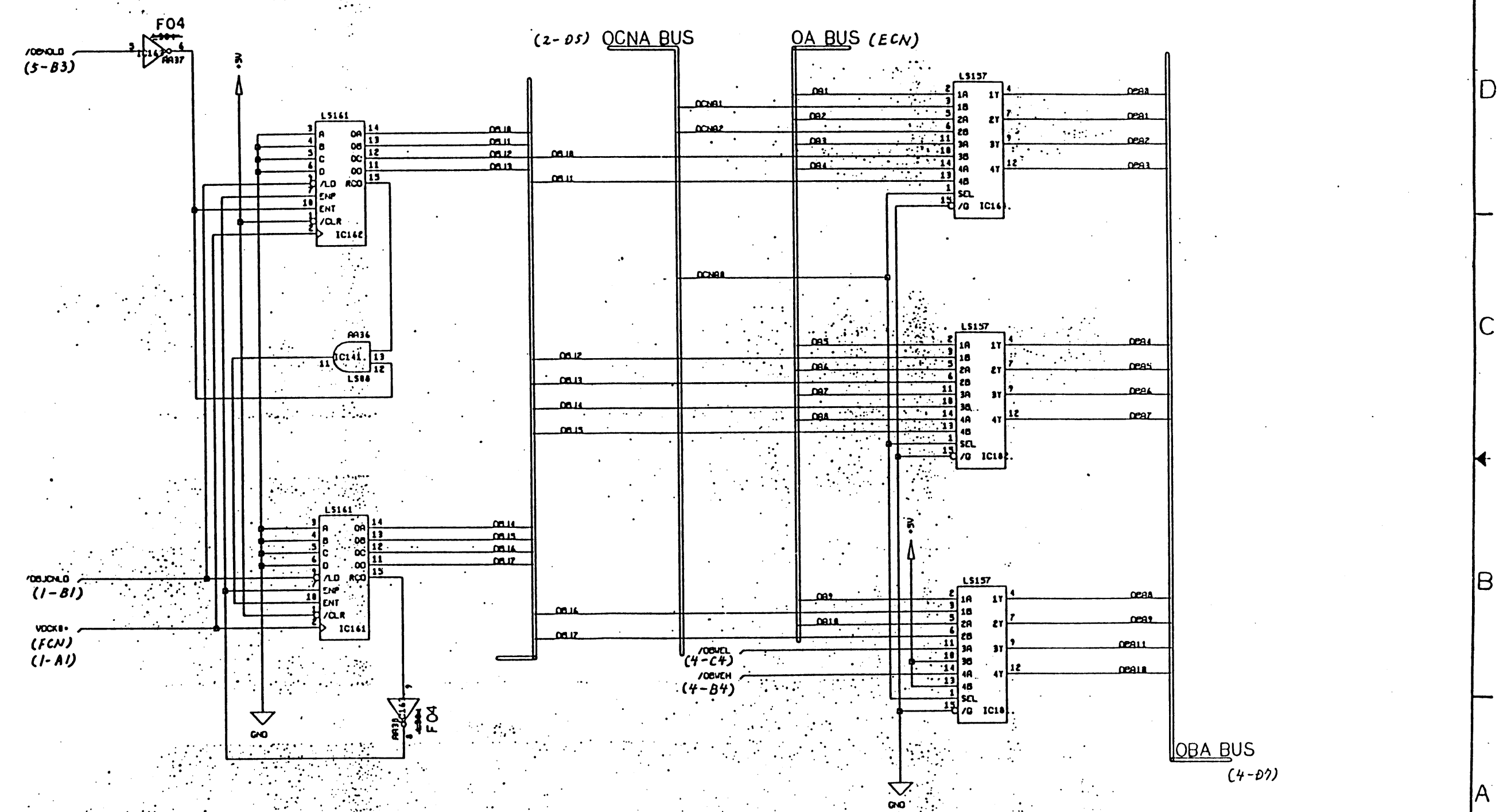
REVISIONS			
LTR	DESCRIPTION	DATE	APPROVED



D
C
B
A

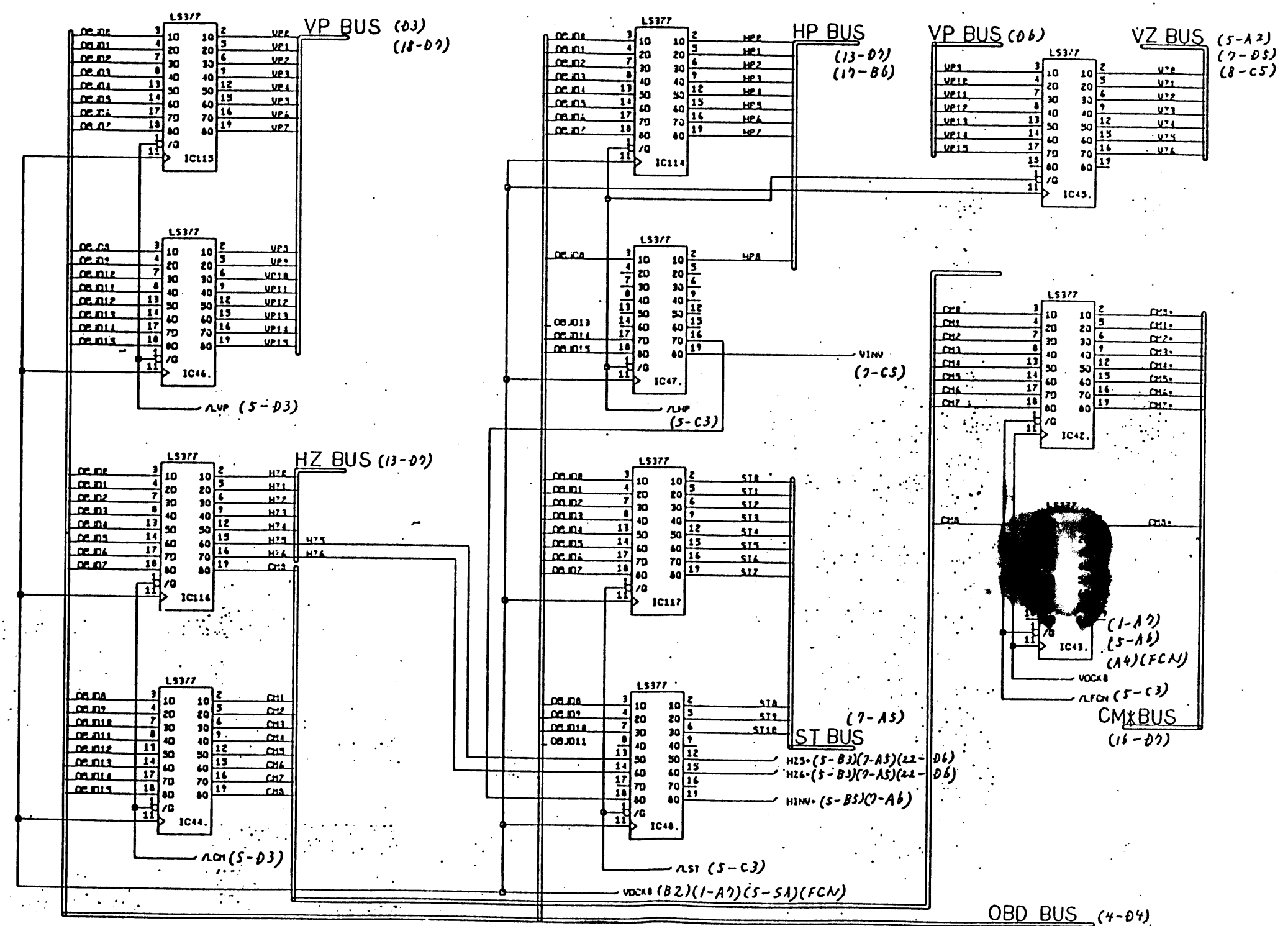
THIRD ANGLE PROJECTION UNLESS OTHERWISE SPECIFIED DIMENSIONS ARE IN MILLIMETERS TOLERANCES	DATE 8.11.88	TAITO CORPORATION	
GENERAL ± HOLE DIA + - ANGLES ±	DESIGN K. Morita	NAME VIDEO P.C. BOARD	
MATERIAL	CHECK (Signature)	SCHEMATIC DIAGRAM	
FINISH	APPROVED	SIZE A3	FILE NO. W5100291A
	APPROVED		

REVISIONS			
LTR	DESCRIPTION	DATE	APPROVED



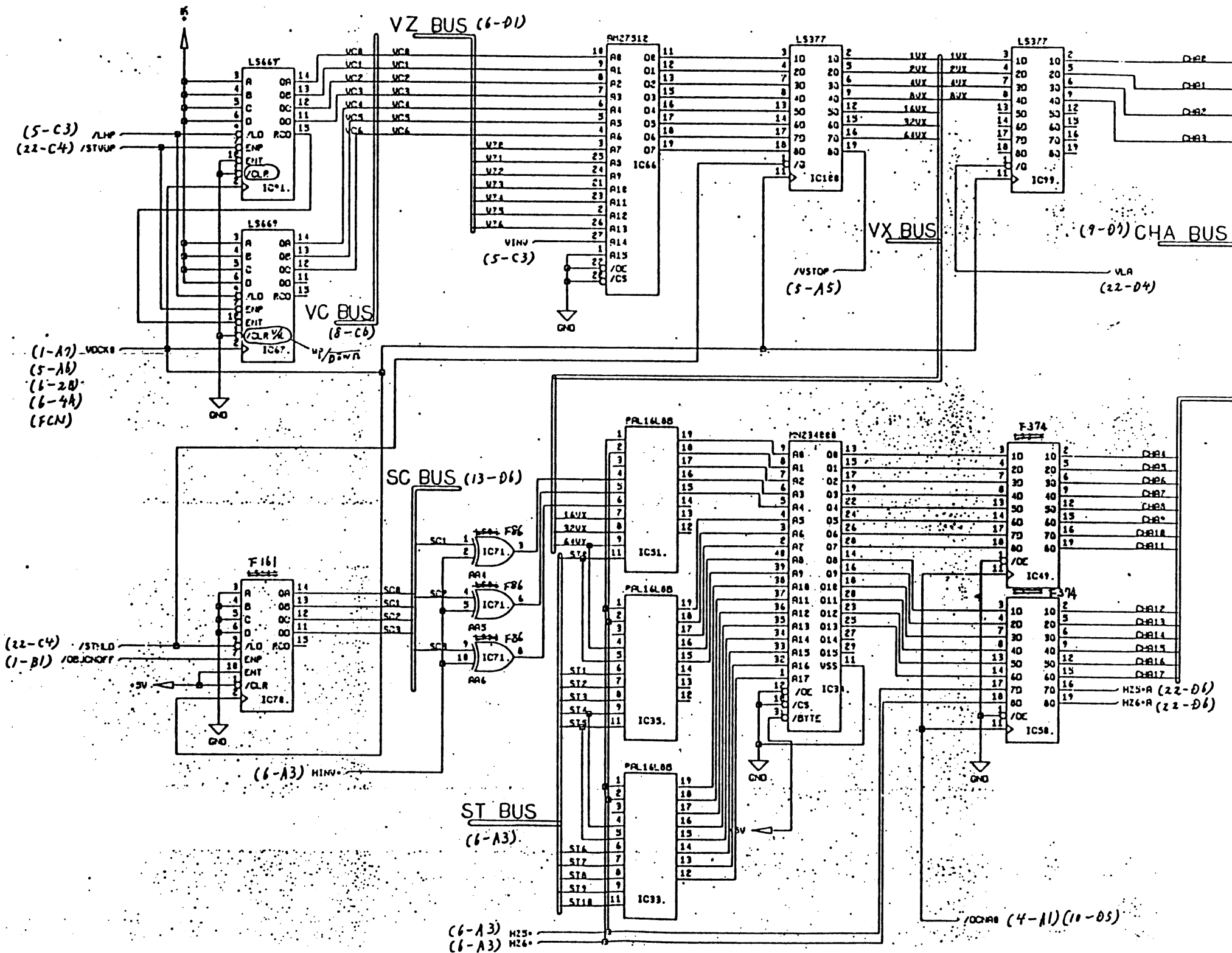
THIRD ANGLE PROJECTION UNLESS OTHERWISE SPECIFIED DIMENSIONS ARE IN MILLIMETERS	DATE 8.11.88	TAITO CORPORATION	
TOLERANCES GENERAL ± HOLE DIA ± SHAFT ±	DESIGN K. Morita	NAME VIDEO P.C. BOARD	
MATERIAL	CHECK	SCHEMATIC DIAGRAM	
FINISH	APPROVED	SIZE A3	CODE IDENT NO. W5100291A
DO NOT SCALE DRAWING	APPROVED	SCALE	ISSUE DATE 124-3

REVISIONS			
LTR	DESCRIPTION	DATE	APPROVED



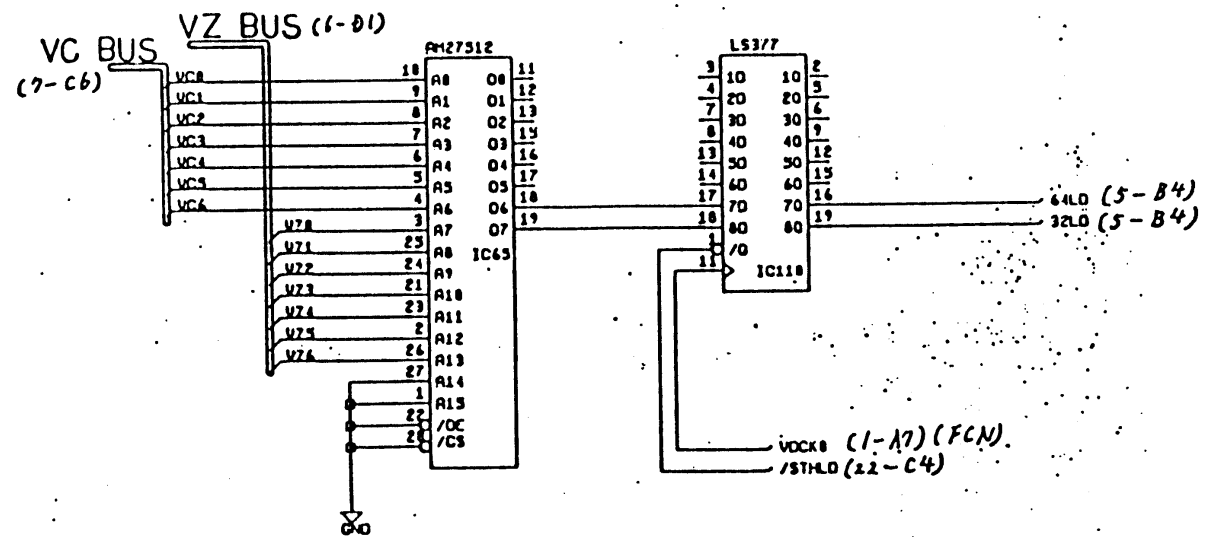
THIRD ANGLE PROJECTION UNLESS OTHERWISE SPECIFIED DIMENSIONS ARE IN MILLIMETERS TOLERANCES	DATE 8.11.88	TAITO CORPORATION	
GENERAL ± HOLE DIA + ANGLES ±	DESIGN K. Morita	NAME VIDEO P.C. BOARD	
NATURAL	CHECK (5)	SCHEMATIC DIAGRAM	
FINISH	APPROVED	SIZE A3	COMP. NO. W5100291A
DO NOT SCALE DRAWING	APPROVED	SCALE	REV. NO. 1-6
			RELEASE DATE

REVISIONS			
LTR	DESCRIPTION	DATE	APPROVED



THIRD ANGLE PROJECTION UNLESS OTHERWISE SPECIFIED DIMENSIONS ARE IN MILLIMETRES TOLERANCES	DATE 8.11.88	TAITO CORPORATION
GENERAL HOLE DIA HOLE	DESIGNER K. Morita	
MATERIAL	CHECK	SIZE A3
FINISH	APPROVED	COMP. NO. W5100291A
DO NOT SCALE DRAWING	APPROVED	SCALE 1:24

REVISIONS			
LTR	DESCRIPTION	DATE	APPROVED

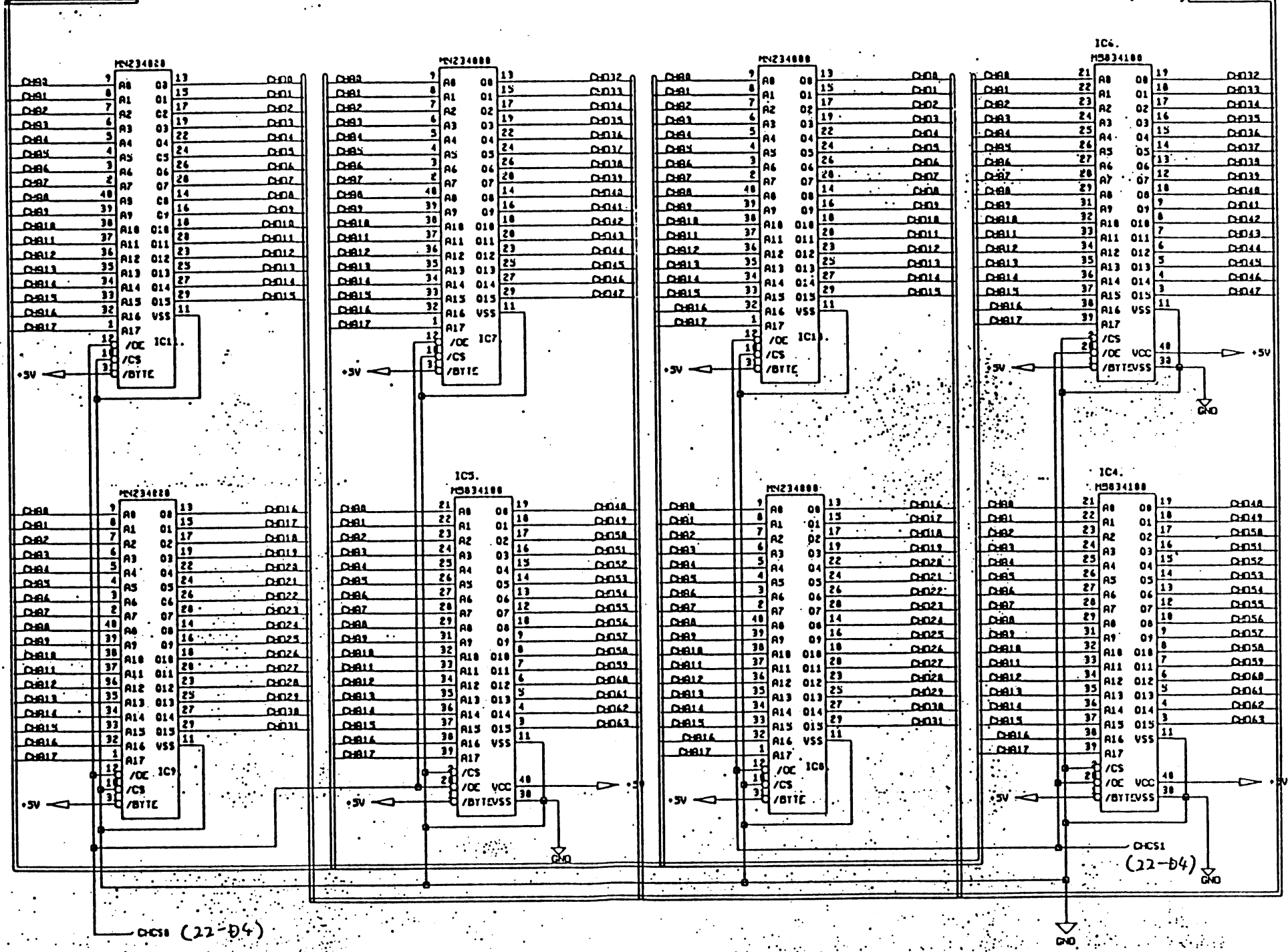


THIRD ANGLE PROJECTION UNLESS OTHERWISE SPECIFIED DIMENSIONS ARE IN MILLIMETERS TOLERANCES GENERAL ± HOLE DIA + ANGLES ±	DATE 8.11.88 DESIGN K. Morita CHECK (S)	TAITO CORPORATION	
MATERIAL	APPROVED	NAME VIDEO P.C. BOARD SCHEMATIC DIAGRAM	
FINISH	APPROVED	SIZE A3	DOC. NO. W5100291A
DO NOT SCALE DRAWING	APPROVED	SCALE	ISSUE DATE 24-8

REVISIONS			
LTR	DESCRIPTION	DATE	APPROVED

CHA BUS (7-01)

(6-07) CH-D BUS

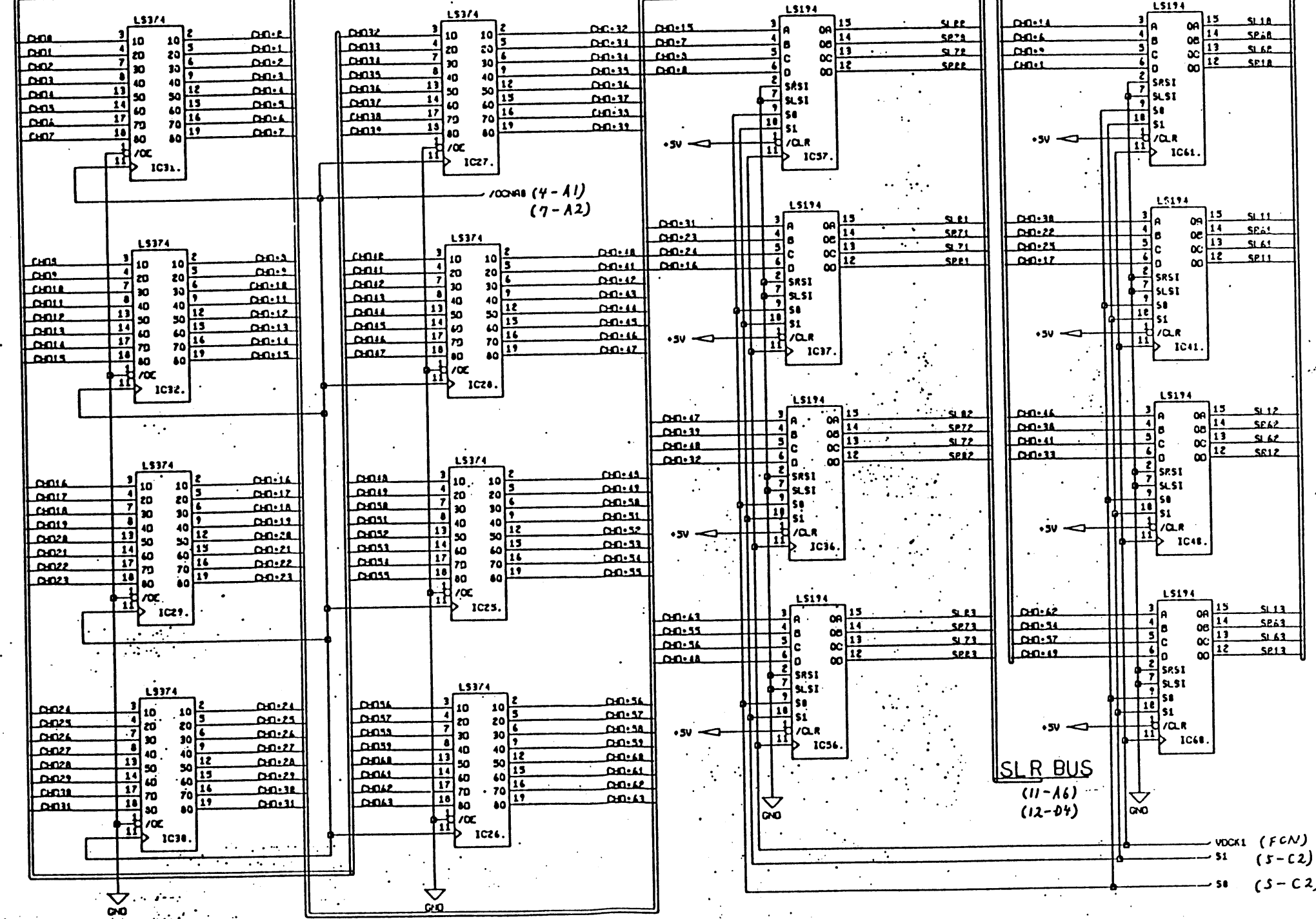


THIRD ANGLE PROJECTION UNLESS OTHERWISE SPECIFIED DIMENSIONS ARE IN MILLIMETRES TOLERANCES DIMENSIONAL FINISH DO NOT SCALE DRAWING	DATE 8.11.88 DESIGN K. Morita CHECK APPROVED APPROVED	TAITO CORPORATION NAME VIDEO P.C. BOARD SCHEMATIC DIAGRAM SIZE A3 SCALE 1:1	PROJECT NO. W5100291A PVC. NO. 21-0
--	---	--	--

REVISIONS			
LTR	DESCRIPTION	DATE	APPROVED

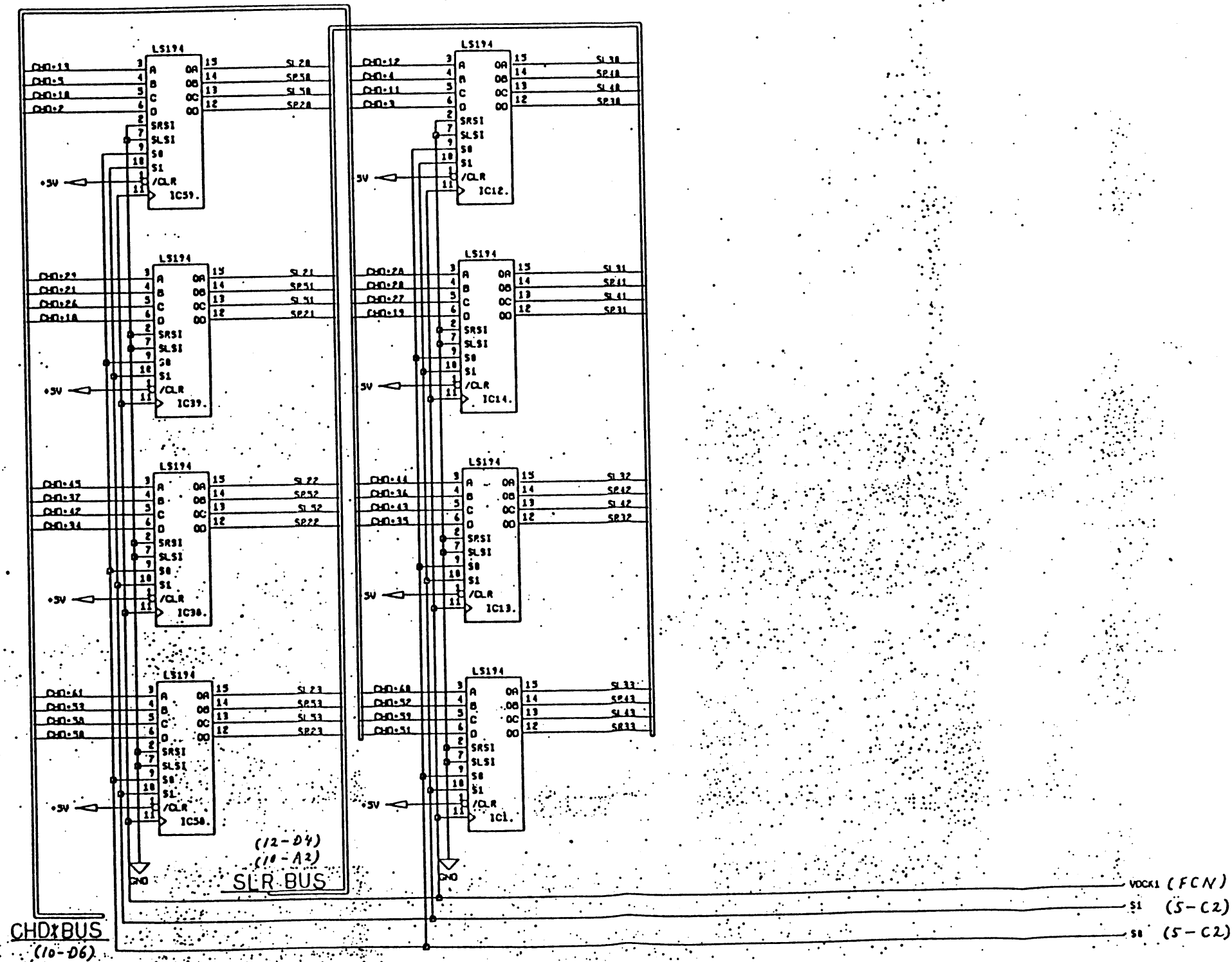
CHD BUS (9-D)

CHD * BUS (11-A7)



THIRD ANGLE PROJECTION UNLESS OTHERWISE SPECIFIED DIMENSIONS ARE IN MILLIMETERS TOLERANCES GENERAL ± HOLE DIA + ANGLES ±	DATE 8.11.88 DESIGN K. Morita CHECK (Signature) APPROVED (Signature) DO NOT	TAITO CORPORATION NAME VIDEO P.C. BOARD SCHEMATIC DIAGRAM SIZE A3 CODE MENT NO. W5100291A PVC. NO. 24-10 RELEASE DATE
--	---	--

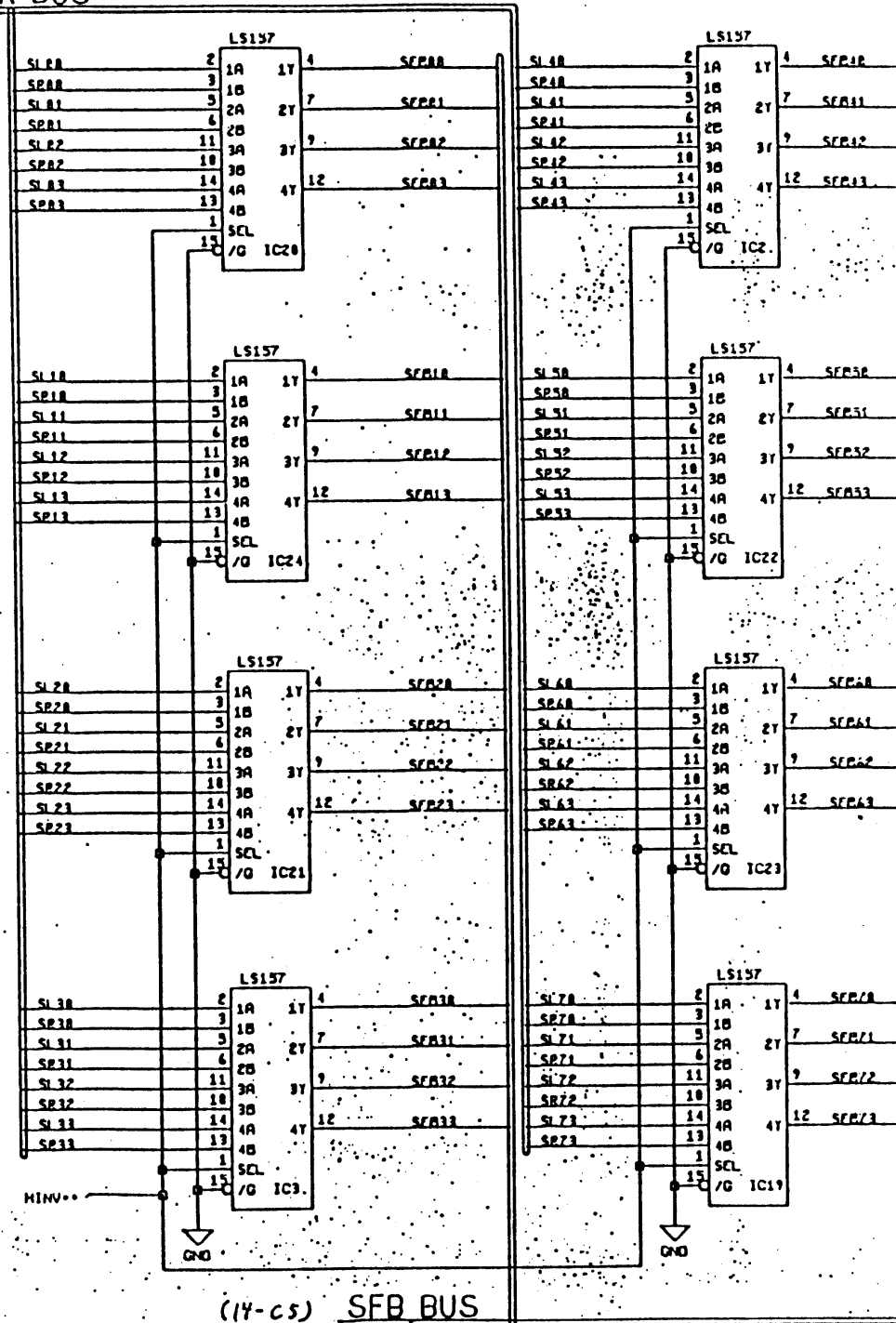
REVISIONS			
LTR	DESCRIPTION	DATE	APPROVED



THIRD ANGLE PROJECTION UNLESS OTHERWISE SPECIFIED DIMENSIONS ARE IN MILLIMETERS TOLERANCES	DATE 8.11.88	TAITO CORPORATION	
GENERAL ± HOLE DIA + ANGLE ±	DESIGN K. Mowbray	NAME VIDEO P.C. BOARD	
MATERIAL	CHECK	SCHEMATIC DIAGRAM	
FINISH	APPROVED	SIZE A3	FIG. NO. W5100291A
DO NOT SCALE DRAWING	APPROVED	DATE	RELEASE DATE 124-11

REVISIONS			
LTR	DESCRIPTION	DATE	APPROVED

(10-A2) SLR BUS
(11-A6)



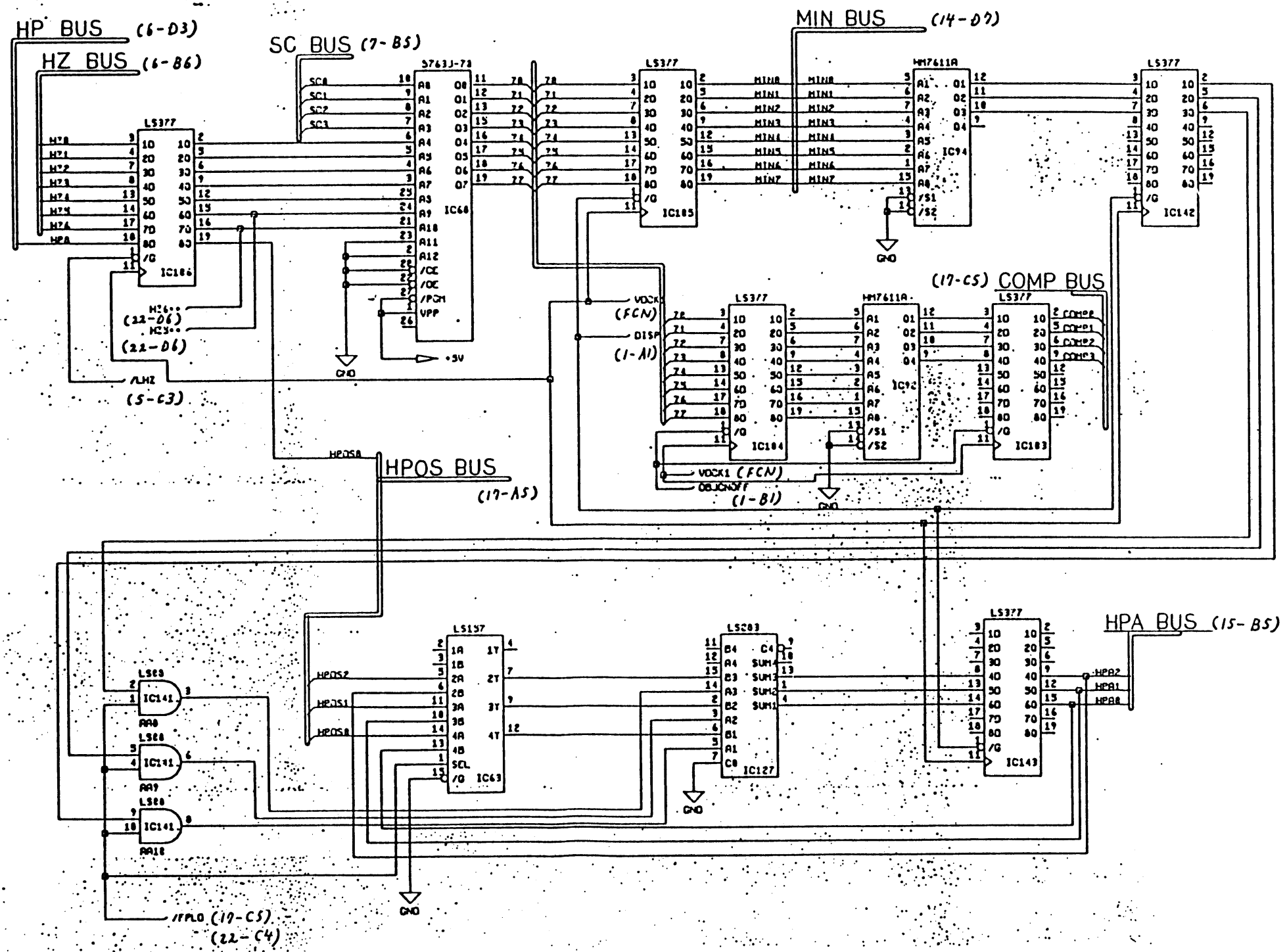
(5-C5) MINV...

(14-C5) SFB BUS

D
C
B
A

THIRD ANGLE PROJECTION UNLESS OTHERWISE SPECIFIED DIMENSIONS ARE IN MILLIMETERS TOLERANCES HORIZONTAL ± HOLE DIA + ANGLES ±	DATE 8.11.82 DRAWN K. MONTA CHECK APPROVED APPROVED	TAITO CORPORATION NAME VIDEO P.C. BOARD SCHEMATIC DIAGRAM SIZE A3 SCALE DO NOT SCALE DRAWING	DATE 24-12
---	---	--	---------------

REVISIONS			
LTR	DESCRIPTION	DATE	APPROVED

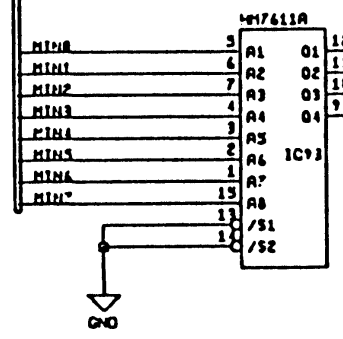


D
C
B
A

THIRD ANGLE PROJECTION	DATE	TAITO CORPORATION
DIMENSIONS SPECIFIED UNLESS OTHERWISE SPECIFIED DIMENSIONS ARE IN MILLIMETERS TOLERANCES	8.11.88	
GENERAL DIMENSIONS ±	DESIGNER	NAME
FRAMES ±	K. Mouta	
MATERIAL	CHECK	SCHEMATIC DIAGRAM
FINISH	APPROVED	SIZE
DO NOT SCALE DRAWING	APPROVED	A3
		CODE IDENT. NO.
		W5100291A
		SCALE
		RELEASE DATE
		1-13

REVISIONS			
LT#	DESCRIPTION	DATE	APPROVED

MIN BUS (13-03)

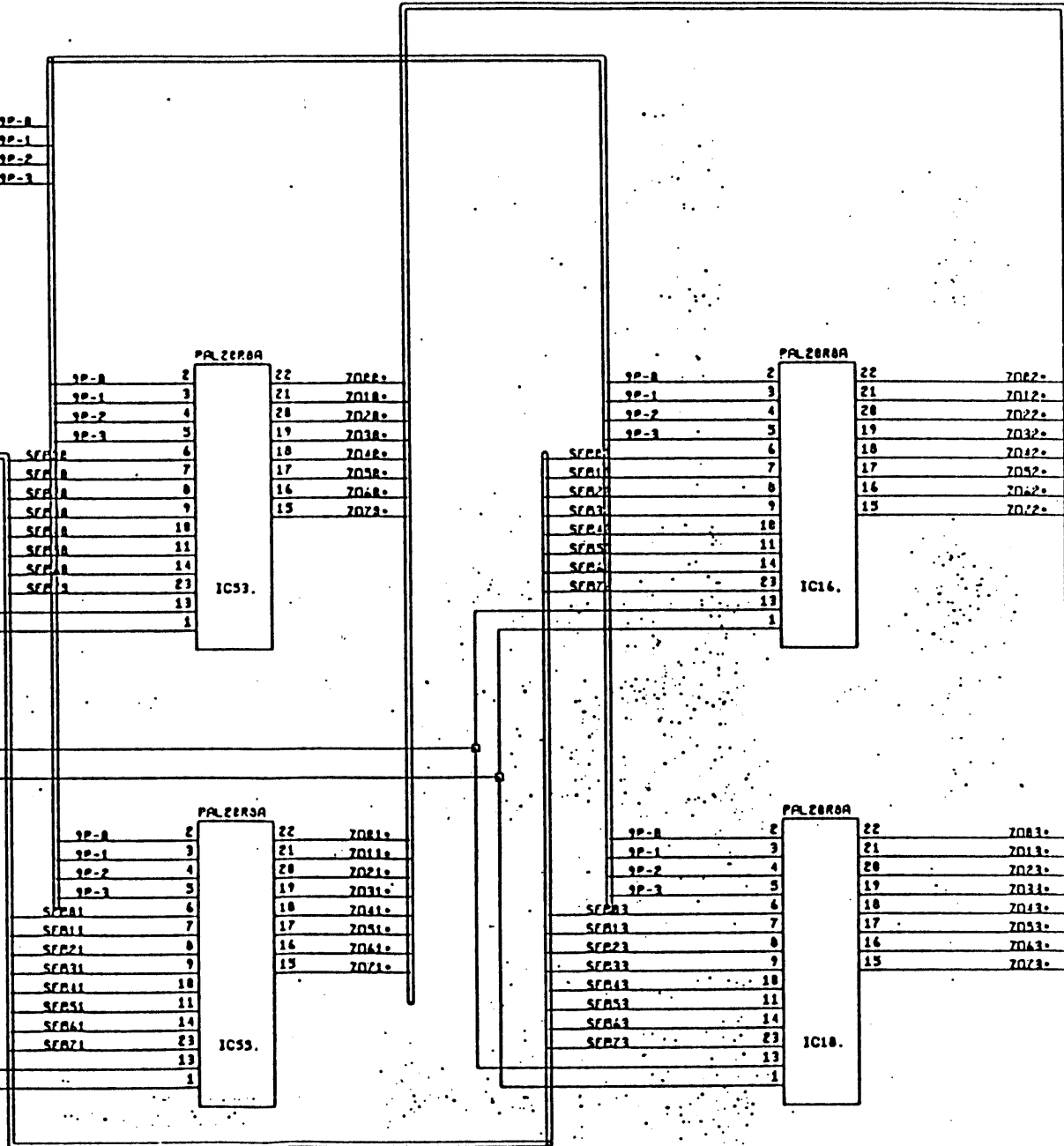


(12-A3) SFB BUS

(15-A4) OSCX

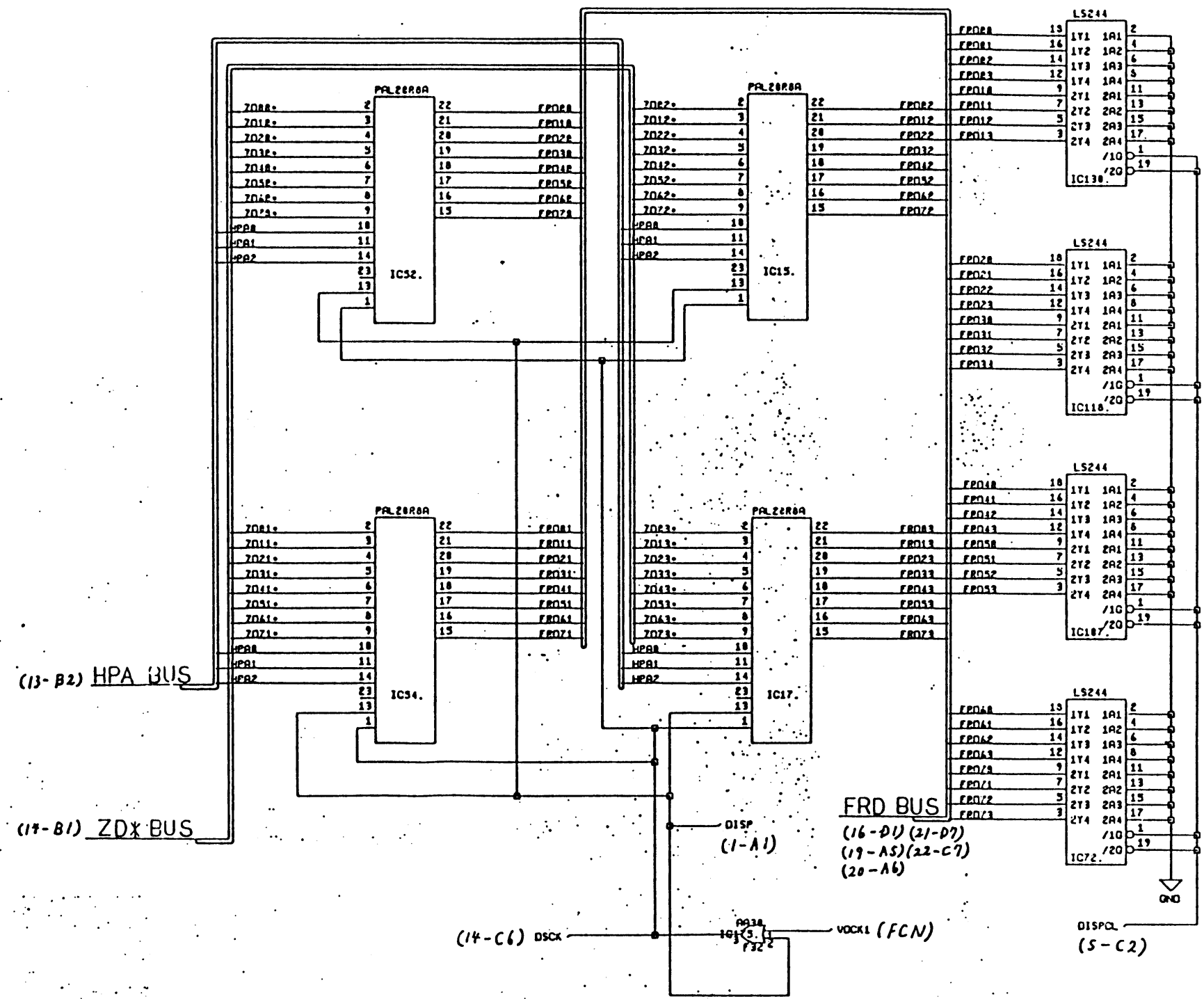
ZDx BUS

(15-A5)



THIRD ANGLE PROJECTION UNLESS OTHERWISE SPECIFIED DIMENSIONS ARE IN MILLIMETERS TOLERANCES DECIMAL ± HOLE DIA ± HOLES ± NATURAL FINISH	DATE 8.11.88 DESIGN K. Markta CHECK APPROVED APPROVED	TAITO CORPORATION	
DO NOT SCALE DRAWING	NAME VIDEO P.C. BOARD SCHEMATIC DIAGRAM	SIZE A3	QWS. NO. W5100291A
	SCALE	RELEASE DATE	24-14

REVISIONS			
LTR	DESCRIPTION	DATE	APPROVED

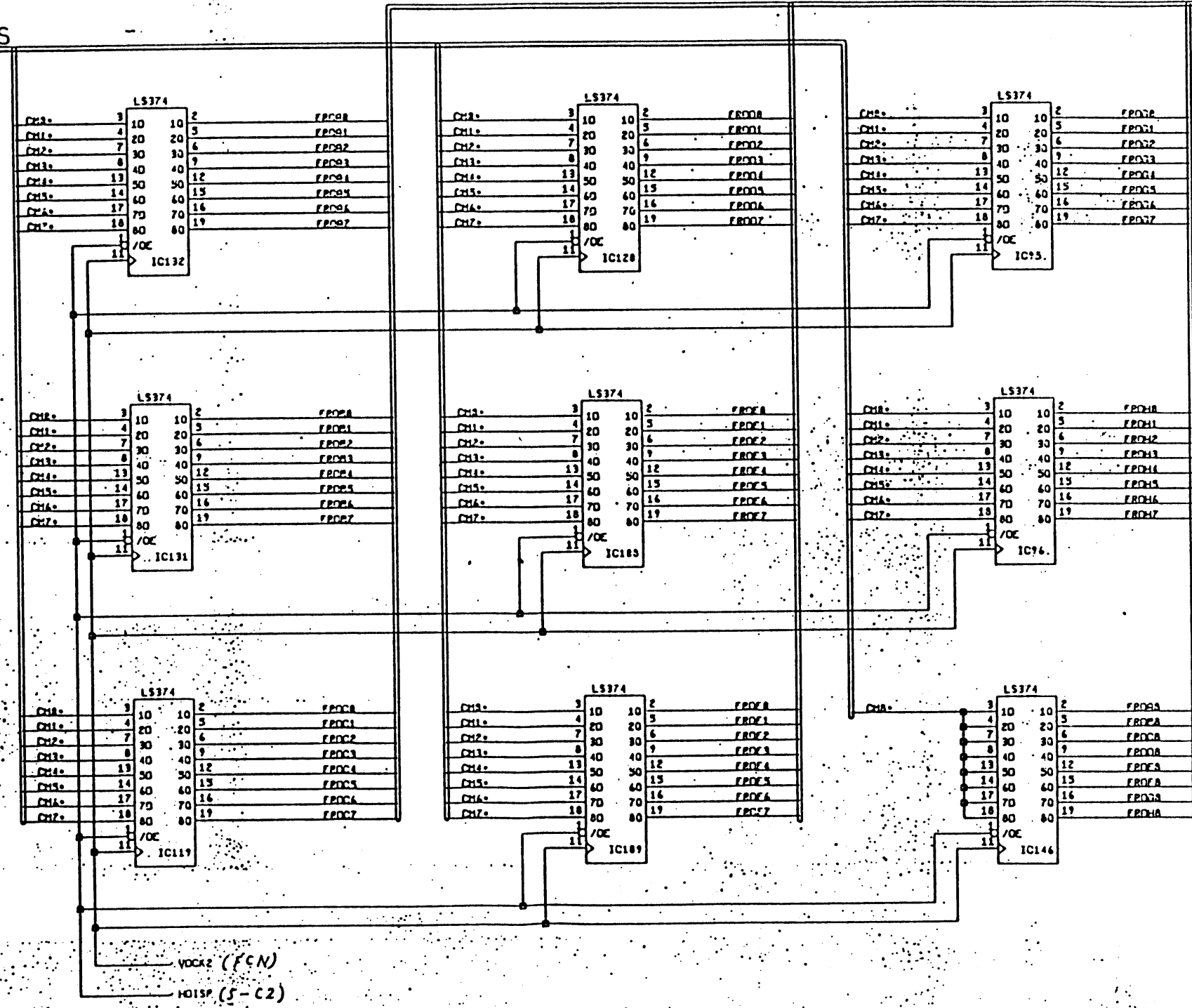


THIRD ANGLE PROJECTION UNLESS OTHERWISE SPECIFIED DIMENSIONS ARE IN MILLIMETERS TOLERANCES GENERAL ± HOLE DIA ± ANGLES ±	DATE 8.11.88 DESIGN K. Mouta CHECK APPROVED APPROVED	TAITO CORPORATION NAME VIDEO P.C. BOARD SCHEMATIC DIAGRAM SIZE A3 SCALE 1:1
DO NOT SCALE DRAWING	DATE 8.11.88 REV. NO. W5100291A RELEASE DATE 1988-15	

REVISIONS			
LTR	DESCRIPTION	DATE	APPROVED

(6-A1) CMX BUS

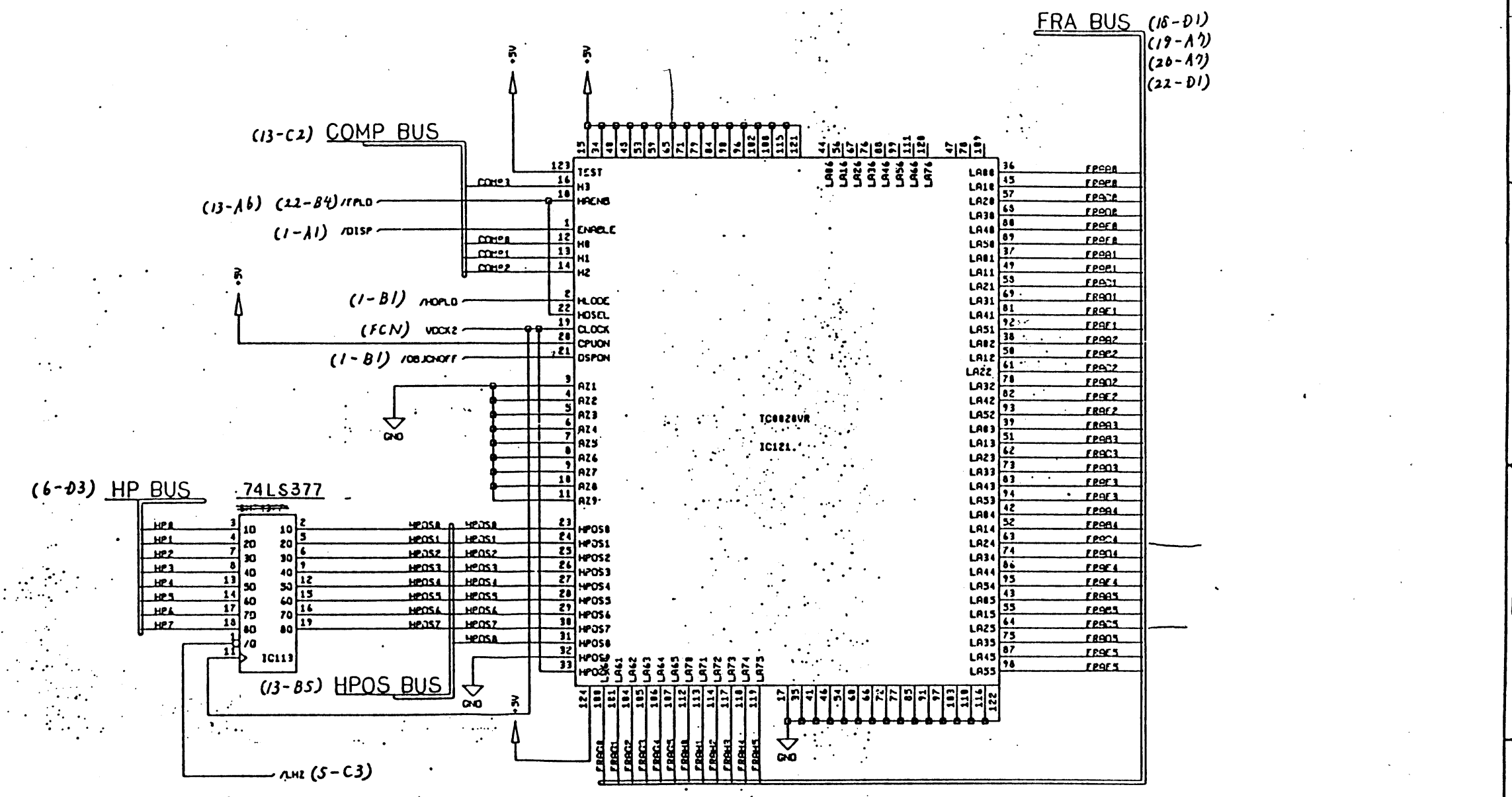
FRD BUS (15-A2)



D
C
B
A

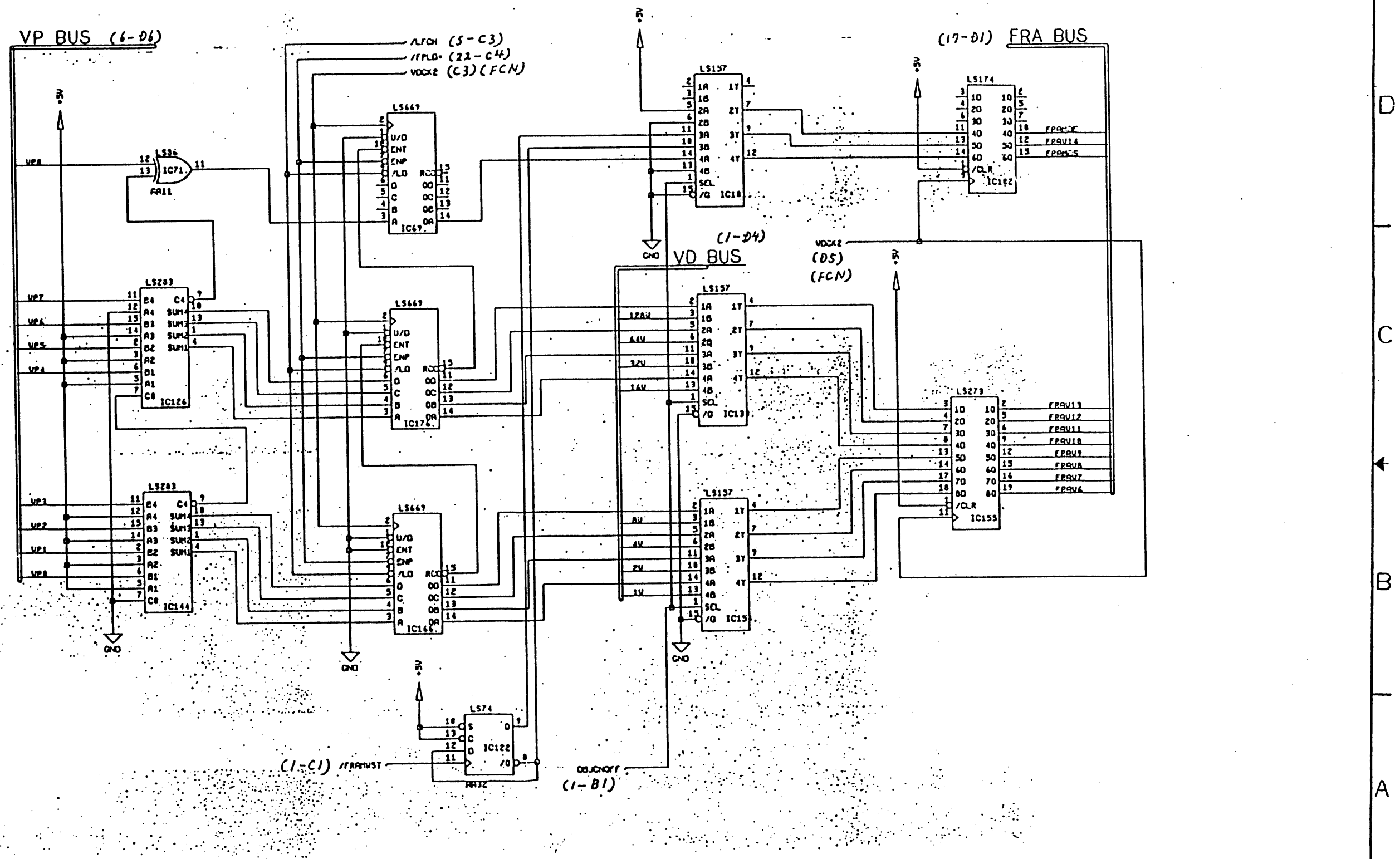
THIRD ANGLE PROJECTION UNLESS OTHERWISE SPECIFIED DIMENSIONS ARE IN MILLIMETERS TOLERANCES GENERAL ± HOLE DIA ± SHAFTS ±	DATE 8.11.88 DRAWN K. Morita CHECK (S)	TAITO CORPORATION NAME VIDEO P.C. BOARD SCHEMATIC DIAGRAM
NATIONAL	APPROVED	SIZE A3
FINISH	APPROVED	CORE MOUNT NO. W5100291 A
DO NOT SCALE DRAWING	SCALE	RELEASE DATE 1-16

REVISIONS			
LT#	DESCRIPTION	DATE	APPROVED



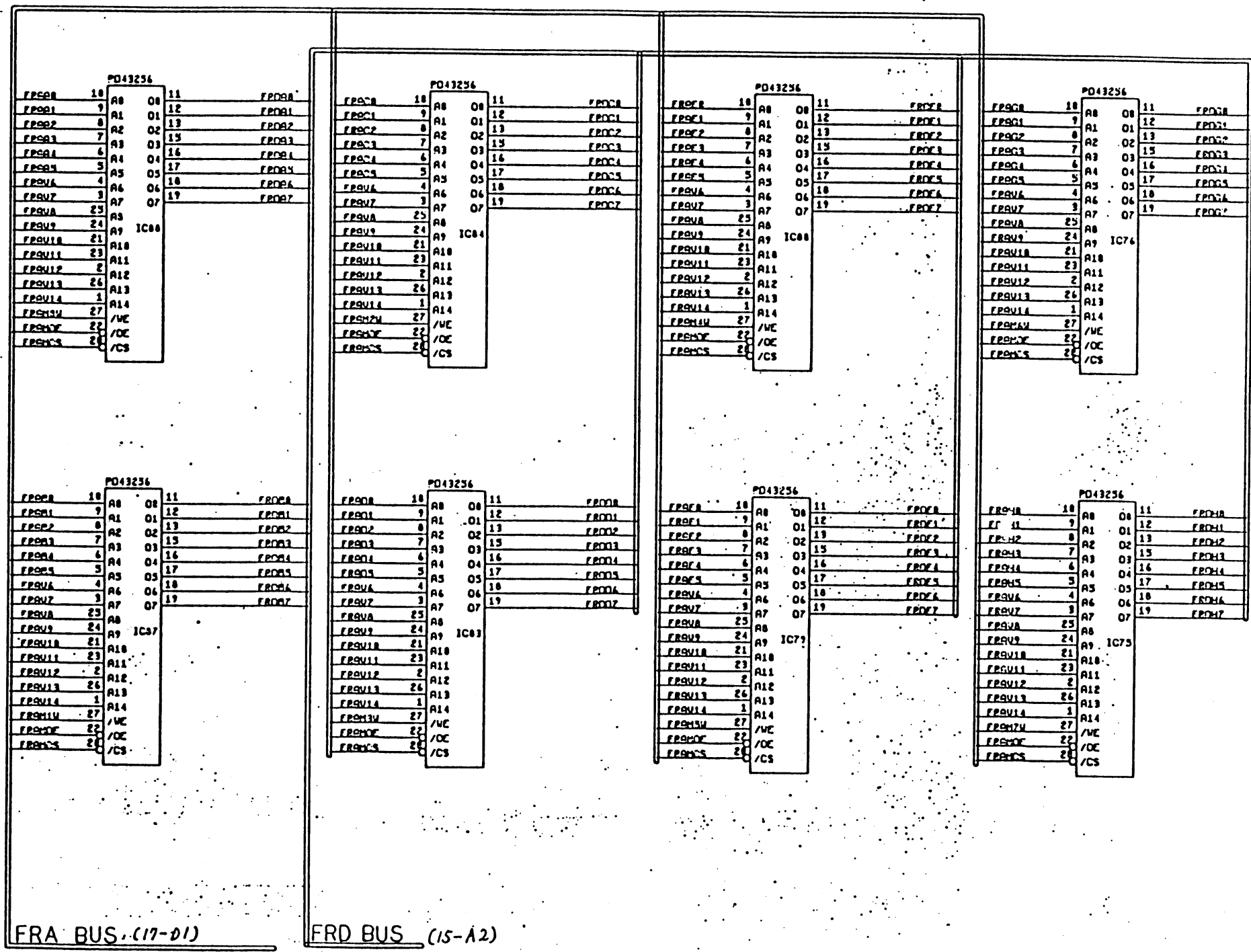
THIRD ANGLE PROJECTION UNLESS OTHERWISE SPECIFIED DIMENSIONS ARE IN MILLIMETERS TOLERANCES HORIZONTAL ± HOLE DIA + HOLE ± VERTICAL ±	DATE 8.11.88 DRAWN K. Morita CHECK APPROVED DATE	TAITO CORPORATION NAME VIDEO P.C. BOARD SCHEMATIC DIAGRAM SIZE A3 SCALE 1:1	FIG. NO. W5100291A REV. NO. 21-17
DO NOT SCALE DRAWING			

REVISIONS			
LTR	DESCRIPTION	DATE	APPROVED



THIRD ANGLE PROJECTION UNLESS OTHERWISE SPECIFIED DIMENSIONS ARE IN MILLIMETERS	DATE 8.16.88	TAITO CORPORATION	
GENERAL TOLERANCES FRACTIONAL ± DECIMAL ± HOLE DIA ± SHAFTS ±	DESIGNER K. Morita	NAME VIDEO P.C. BOARD	
MATERIAL	CHECK	SCHEMATIC DIAGRAM	
FINISH	APPROVED	SIZE A3	QWS. NO. W5100291A
DO NOT SCALE DRAWING	APPROVED	SCALE	RELEASE DATE 1988-18

REVISIONS			
LT#	DESCRIPTION	DATE	APPROVED

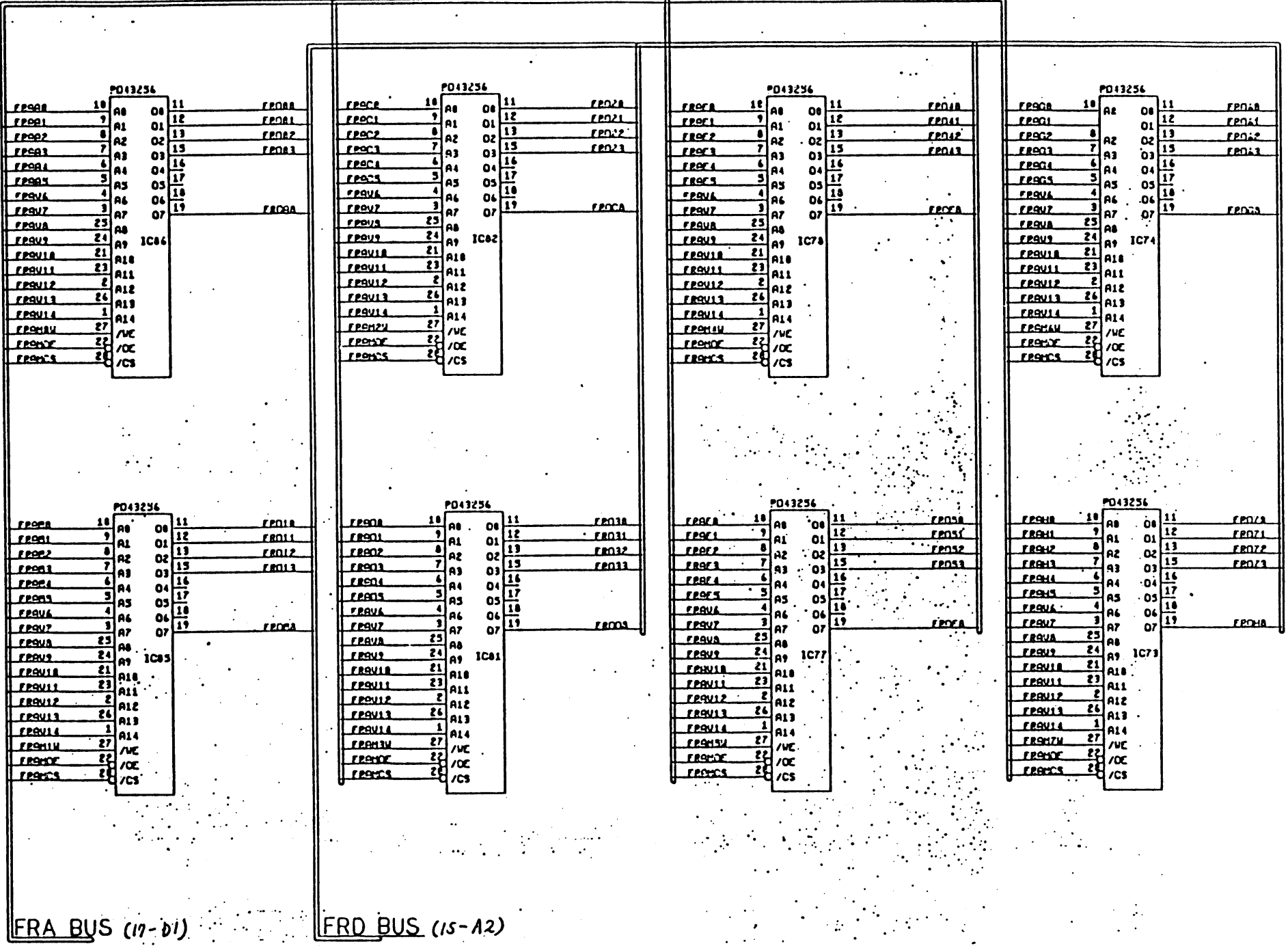


FRA BUS (17-01)

FRD BUS (15-A2)

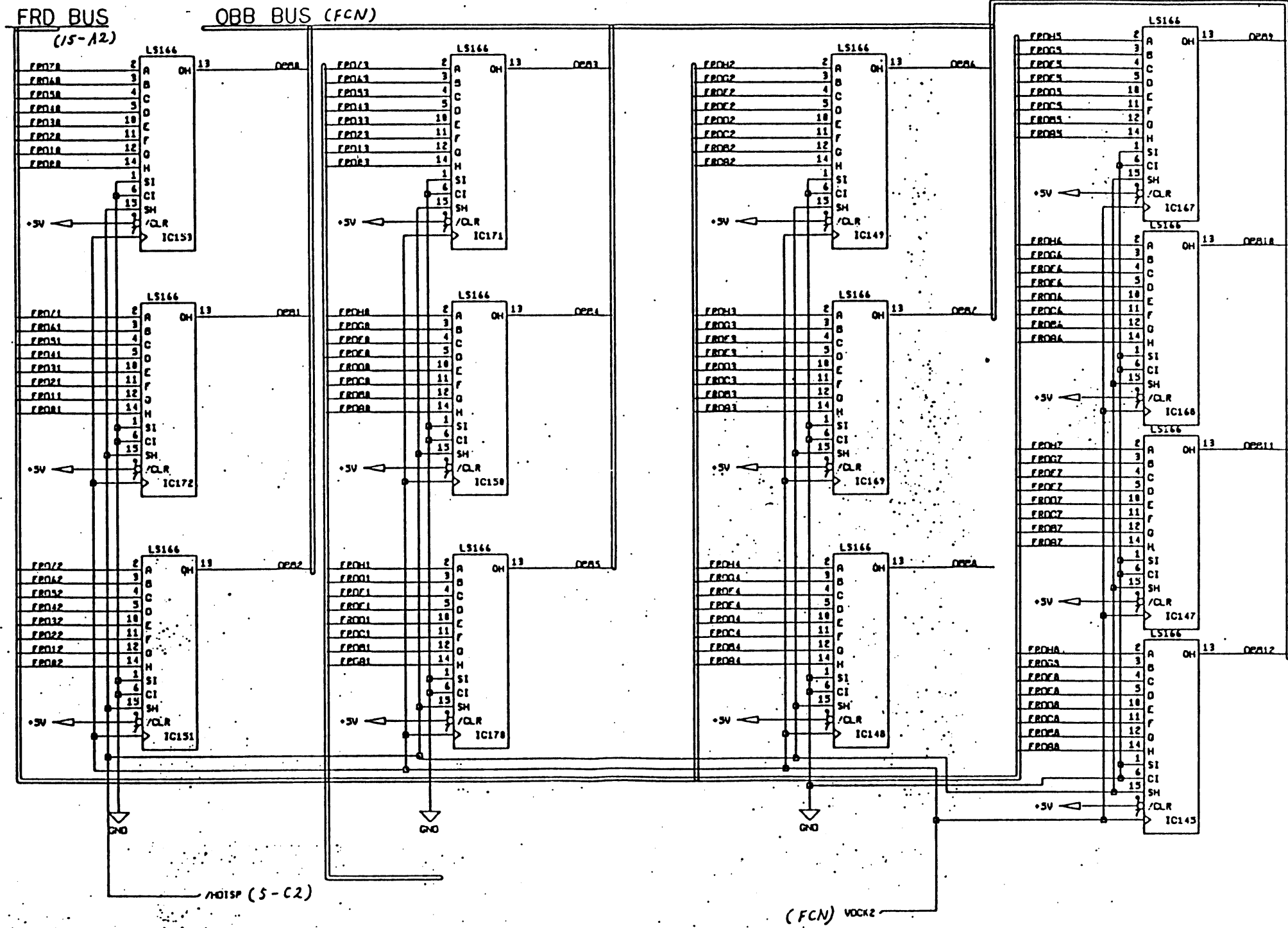
THIRD ANGLE PROJECTION UNLESS OTHERWISE SPECIFIED DIMENSIONS ARE IN MILLIMETERS TOLERANCES	DATE 8.11.88	TAITO CORPORATION	
GENERAL ± HOLE DIA ± ANGLES ±	DESIGN K. Mouta	NAME VIDEO P.C. BOARD	
MATERIAL	CHECK (EET)	SCHEMATIC DIAGRAM	
FINISH	APPROVED	SIZE A3	FORM NO. W5100291A
DO NOT SCALE DRAWING	APPROVED	SCALE	RELEASE DATE 88-19

REVISIONS			
LTR	DESCRIPTION	DATE	APPROVED



THIRD ANGLE PROJECTION UNLESS OTHERWISE SPECIFIED DIMENSIONS ARE IN MILLIMETERS TOLERANCES	DATE 8.11.88	TAITO CORPORATION
DRAWN K. Morita	DESIGN [Signature]	
CHECK [Signature]	APPROVED [Signature]	NAME VIDEO P.C. BOARD
DO NOT SCALE DRAWING	APPROVED [Signature]	SHEET NO. W5100291A
		SCALE RELEASE DATE 28-20

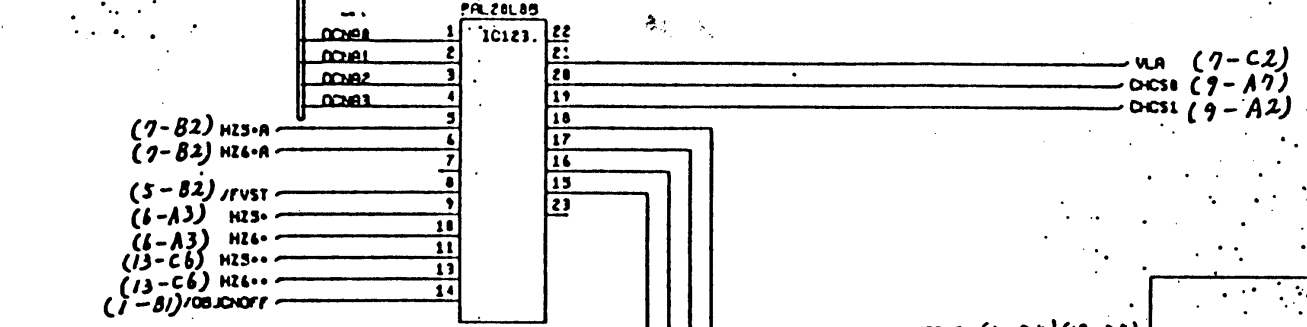
REVISIONS			
LTR	DESCRIPTION	DATE	APPROVED



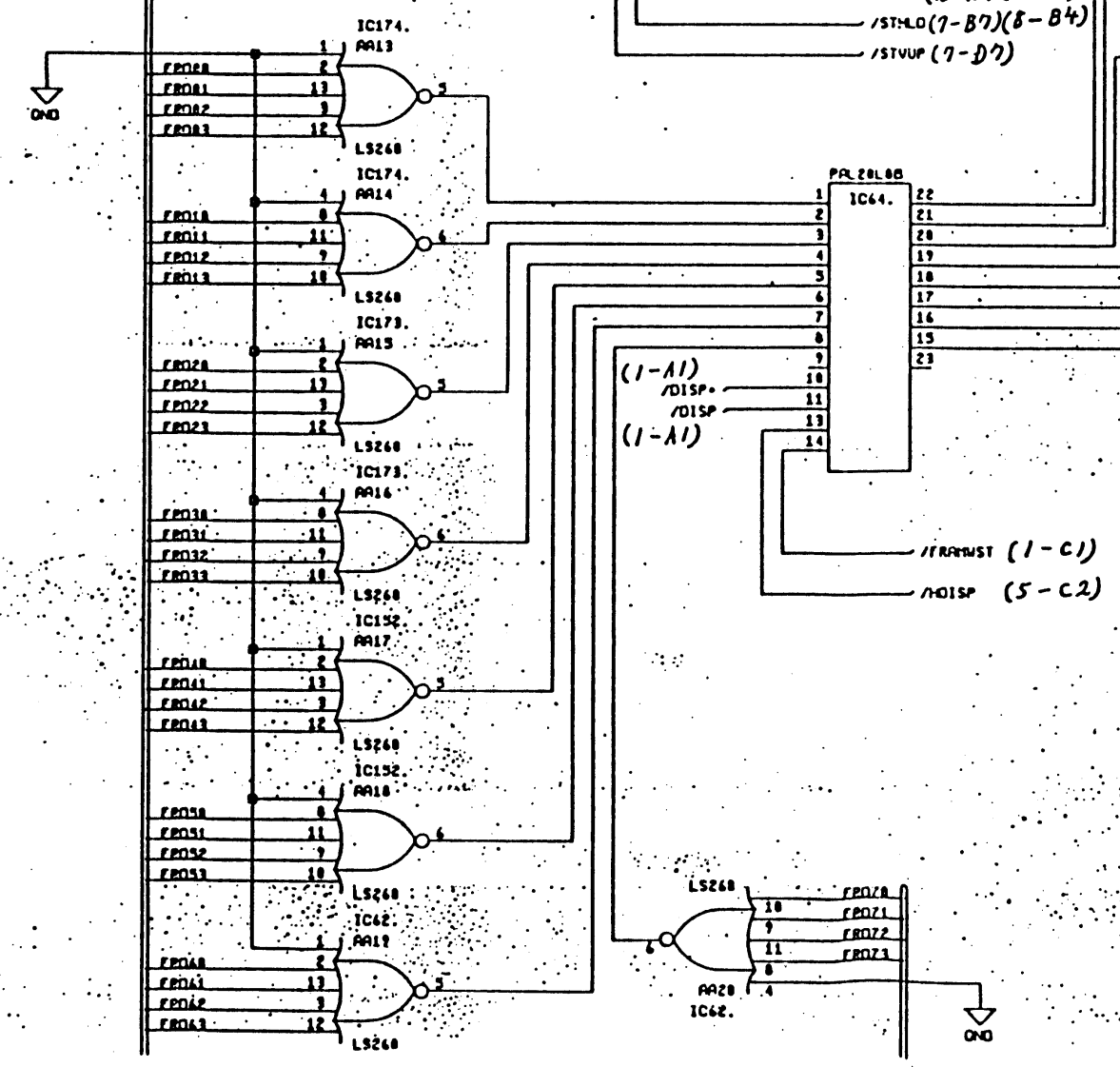
THIRD ANGLE PROJECTION	DATE	TAITO CORPORATION	
UNLESS OTHERWISE SPECIFIED DIMENSIONS ARE IN MILLIMETERS	8.11.88	NAME	VIDEO P.C. BOARD
TOLERANCES	DESIGN	SCHEMATIC DIAGRAM	
DECIMAL ±	K. Morita	SIZE	A3
ANGLE ±		COMP. NO.	W5100291 A
NATURAL	APPROVED	PAGE NO.	1/1
FINISH		ISSUE DATE	121-21
DO NOT SCALE DRAWING	APPROVED		

REVISIONS			
LTR	DESCRIPTION	DATE	APPROVED

(2-25) OCNA BUS

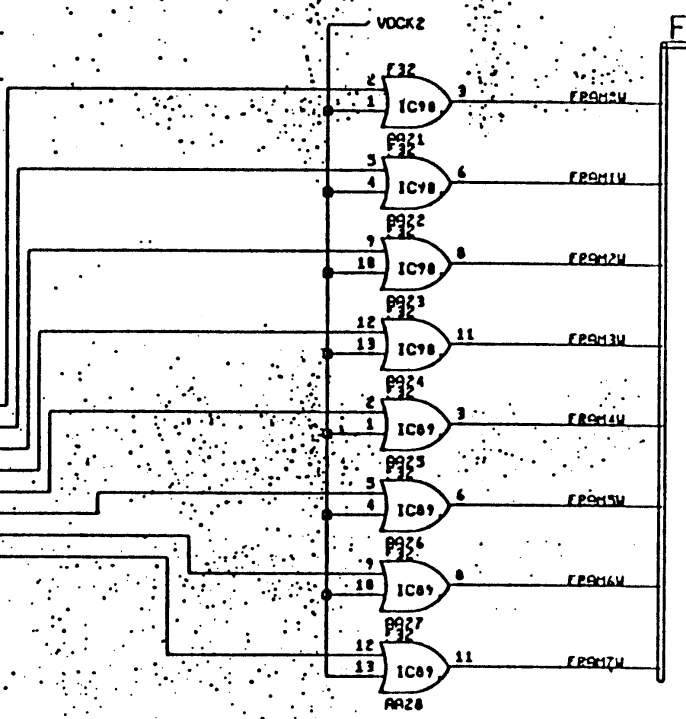


FRD BUS (15-A2)



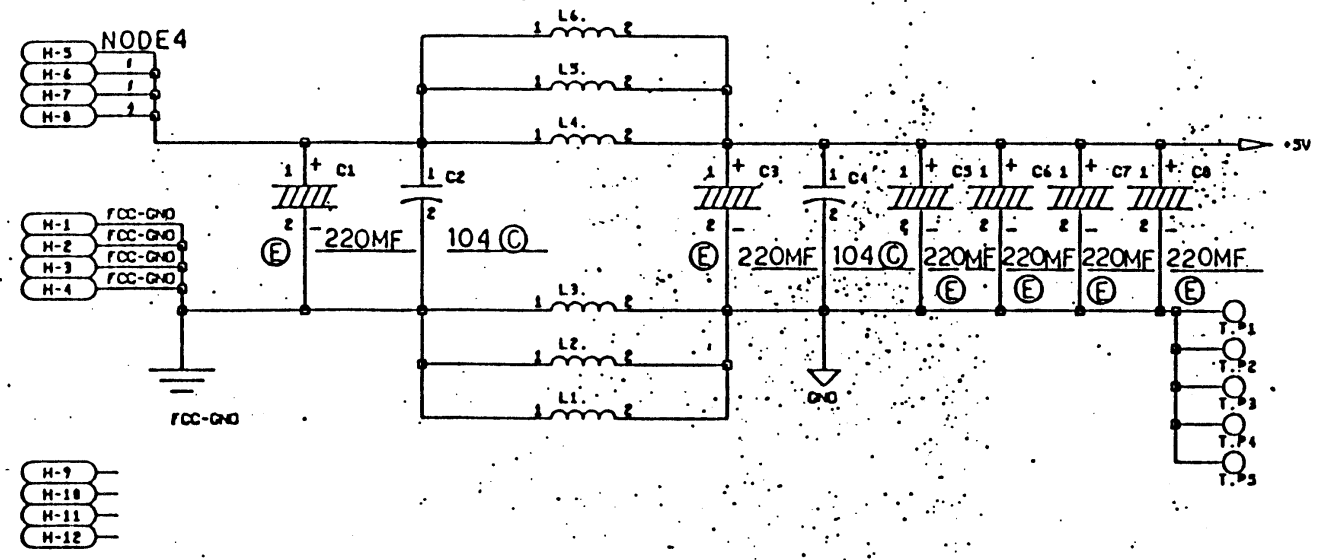
FRA BUS

(17-D1)



THIRD ANGLE PROJECTION UNLESS OTHERWISE SPECIFIED DIMENSIONS ARE IN MILLIMETERS TOLERANCES	DATE	TAITO CORPORATION
	8.11.88	
GENERAL ± HOLE DIA + - ANGLES ±	DESIGNER	NAME
MATERIAL	K. Morita	VIDEO P.C. BOARD
FINISH	CHECK	SCHMATIC DIAGRAM
DO NOT SCALE DRAWING	APPROVED	SIZE CODE WORK NO. PYS. NO.
	APPROVED	A3 W500291A
		SCALE RELEASE DATE 8-22

REVISIONS			
LTN	DESCRIPTION	DATE	APPROVED



THIRD ANGLE PROJECTION UNLESS OTHERWISE SPECIFIED DIMENSIONS ARE IN MILLIMETERS TOLERANCES HOLE DIA ± HOLES ±	DATE 8.11.88 DRAWN K. Morita CHECK [Signature] APPROVED [Signature] APPROVED	TAITO CORPORATION	
MATERIAL	NAME VIDEO P.C. BOARD SCHEMATIC DIAGRAM	SIZE A3	FIG. NO. W5100291A
FINISH	SCALE	RELEASE DATE	24-23
DO NOT SCALE DRAWING			